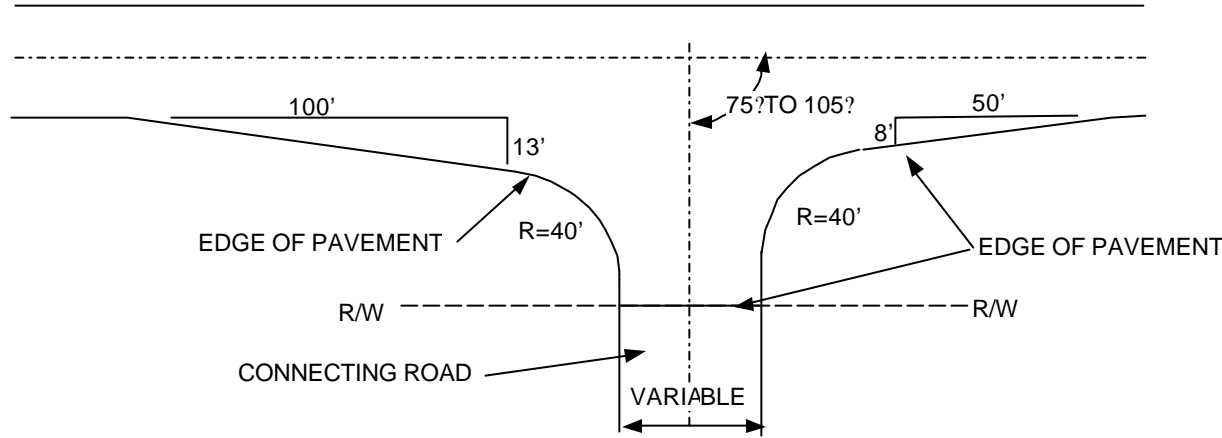
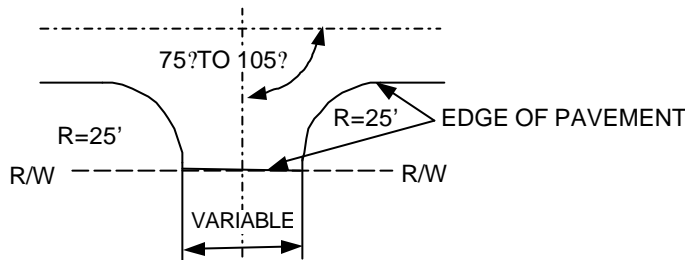


COUNTY ARTERIAL/COLLECTOR ROAD



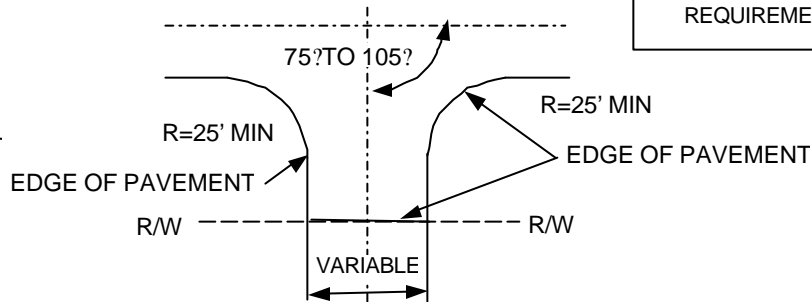
ARTERIAL/COLLECTOR ROAD ACCESS

COUNTY ROAD



PRIVATE DRIVEWAY

COUNTY LOCAL ACCESS ROAD



LOCAL ROAD ACCESS

GENERAL NOTES

1. ALL APPROACHES ARE SYMMETRICAL ABOUT CENTERLINE UNLESS OTHERWISE NOTED.
2. WHERE LARGER TRUCK TURNING MOVEMENTS ARE ENCOUNTERED, LARGER RETURN RADII AND RIGHT TURN TAPERS MAY BE REQUIRED BY THE COUNTY ENGINEER.
3. WHERE REQUIRED, CULVERTS SHALL BE PLACED AT INTERSECTIONS TO MAINTAIN DRAINAGE FLOW. ALL CULVERTS AND STORMWATER PIPES SHALL BE A MINIMUM 12" DIA. AND BE OF AN APPROVED MATERIAL. COVER REQUIREMENTS SHALL MEET WSDOT AND MANUFACTURERS SPECS.
4. EXCEPT FOR APPROACHES TO EXISTING GRAVEL ROADS, ALL APPROACHES SHALL BE PAVED AS DIRECTED BY THE ENGINEER.
5. SEE FIGURE C-4 FOR GRADE REQUIREMENTS.

AccessPlan.doc



SKAGIT COUNTY
DEPARTMENT OF
PUBLIC WORKS

REVISIONS	DATE

ROADWAY
STANDARDS

COUNTY ROAD ACCESSSES

FIGURE C - 3

6/26/2000