

Year: 2023

Grade: 8

Sex: All

Number of Students Surveyed: 1,126

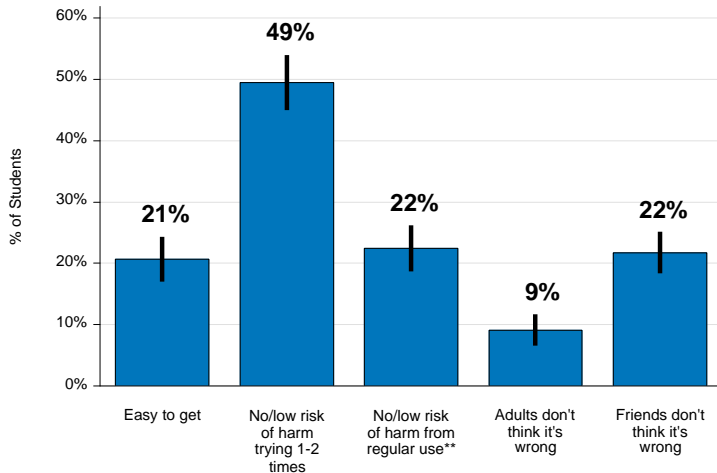
### Background:

- Research shows between 10 and 30% of marijuana users develop some degree of addiction. Those who start using earlier may be more likely to develop an addiction (<https://nida.nih.gov/publications/drugfacts/cannabis-marijuana>).
- Marijuana use can impact brain development. Brain development continues until 25 years of age.
- Marijuana use can cause deficits in learning and memory. Teens who use marijuana are more likely to receive failing grades in school.

### For More Information:

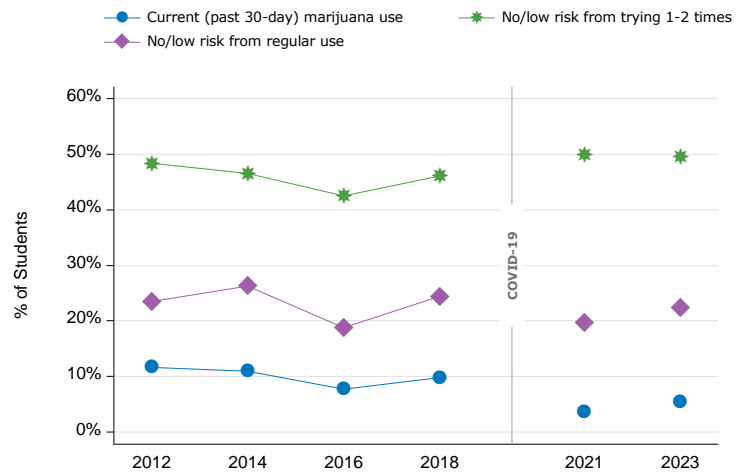
- To learn more, go to the Start Talking Now website: [www.StartTalkingNow.org](http://www.StartTalkingNow.org). To find out about prevention coalitions in your area and how to get involved, go to [https://www.theathenaforum.org/cpwi\\_coalitions](https://www.theathenaforum.org/cpwi_coalitions).
- For free printed guides on preventing marijuana, alcohol and other drug use, visit the ADAI Clearinghouse <http://adaiclearinghouse.net> or call (206) 221-8325.
- For 24 hour help for mental health, substance use or misuse, and problem gambling, call 1-866-789-1511 or visit [www.waRecoveryHelpLine.org](http://www.waRecoveryHelpLine.org).

**Attitudes about Marijuana Use  
Grade 8, 2023**



*In 2023, 22% of 8th graders in our county thought there was little or no risk of using marijuana regularly.*

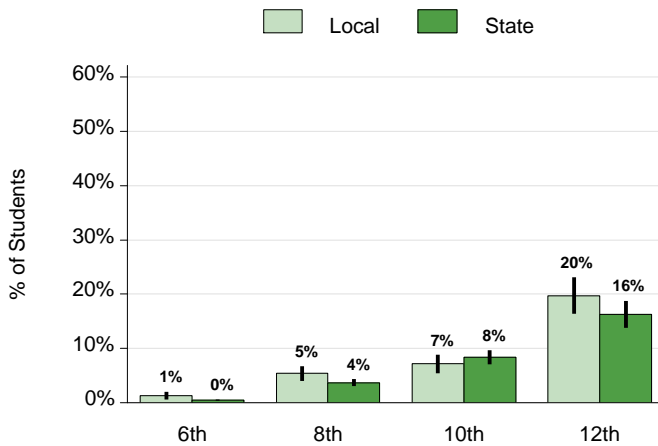
**Marijuana Use and Perception of Harm 2012-2023  
Grade 8**



Prevalence	2012	2014	2016	2018	2021	2023
Current (past 30-day) marijuana use	12% ±2	11% ±2	8% ±2▼	10% ±2	4% ±1▼	5% ±1
No/low risk from trying 1-2 times	48% ±4	47% ±4	43% ±4	46% ±4	50% ±4	49% ±4
No/low risk from regular use**	23% ±4	26% ±4	19% ±3▼	24% ±4▲	20% ±3	22% ±4

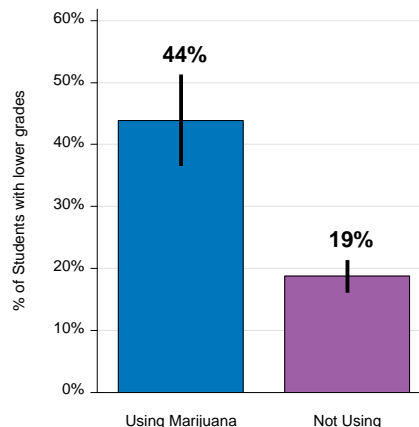
\*\*"Smoke" marijuana regularly was changed to "Use" regularly in 2014. This may mark a break in the trend.

**Current (past 30-day) Marijuana Use  
Compared to the State, All Grades, 2023**



Prevalence	6th	8th	10th	12th
Local	1% ±1▲	5% ±1▲	7% ±2	20% ±3
State	0% ±0	4% ±1	8% ±1	16% ±2

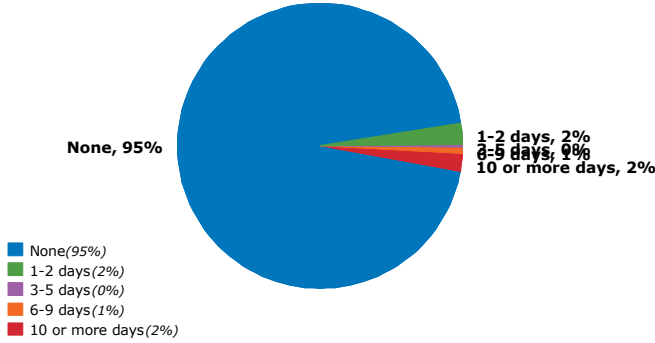
**Statewide Relationship between  
Lower Grades and Current (past 30-day) Marijuana Use  
Grade 8, 2023**



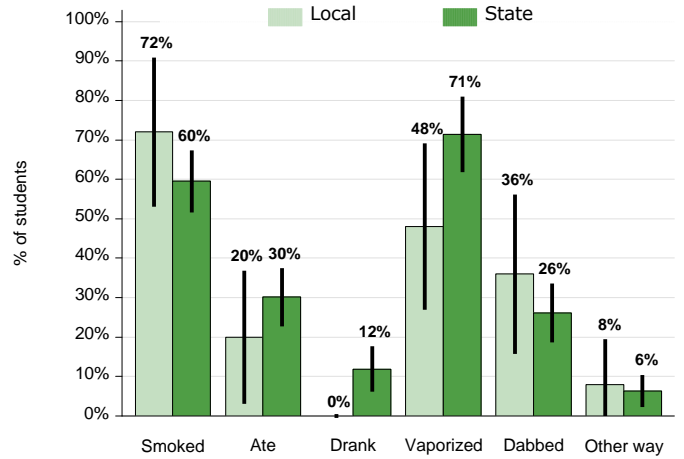
*Statewide, more 8th graders who use marijuana report lower grades in school (C's, D's or F's) compared to those who don't use.*

**Marijuana Use for Skagit County**

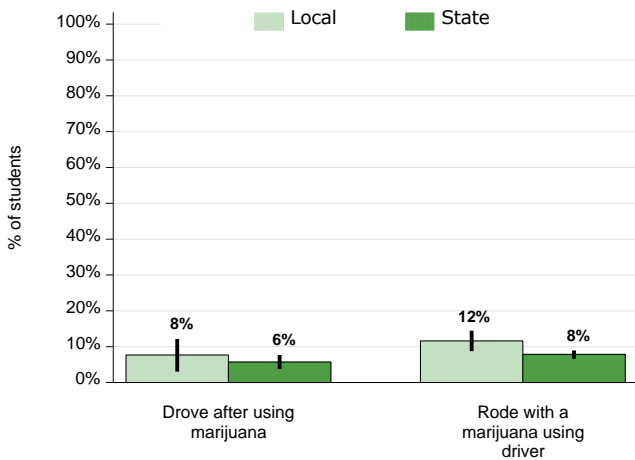
**Level of Current (past 30-day) Marijuana Use  
Grade 8, 2023**



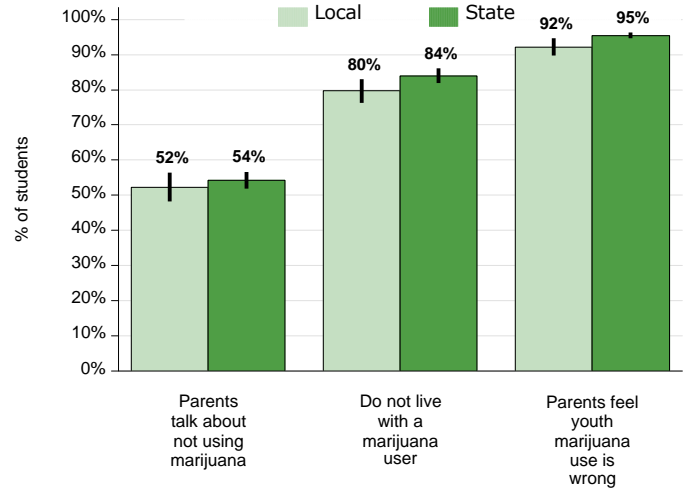
**Type of Marijuana Use among Those Who Used It  
Grade 8, 2023**



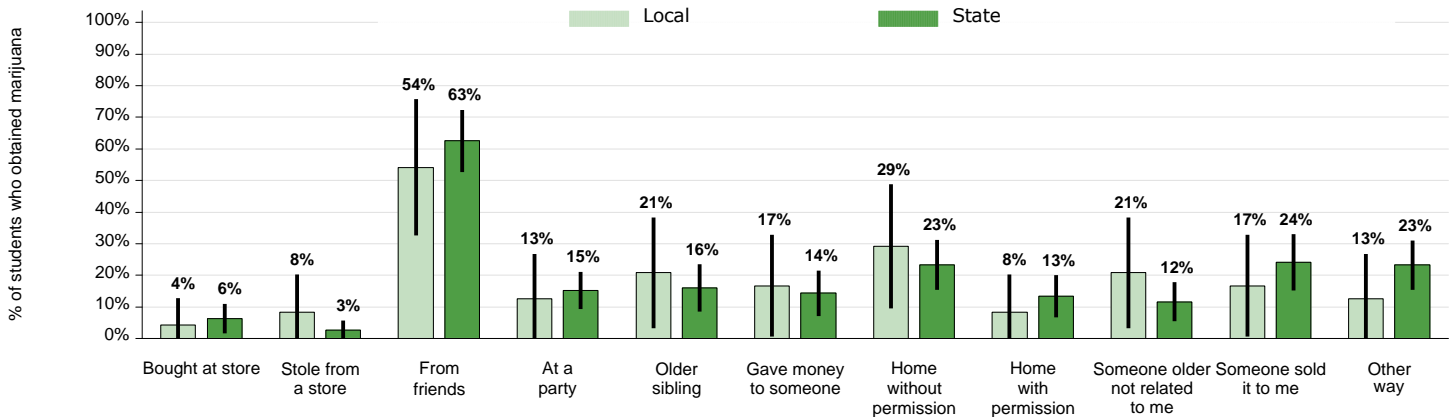
**Marijuana Use and Driving/Riding  
Grade 8, 2023**



**Family Environment, Grade 8, 2023**

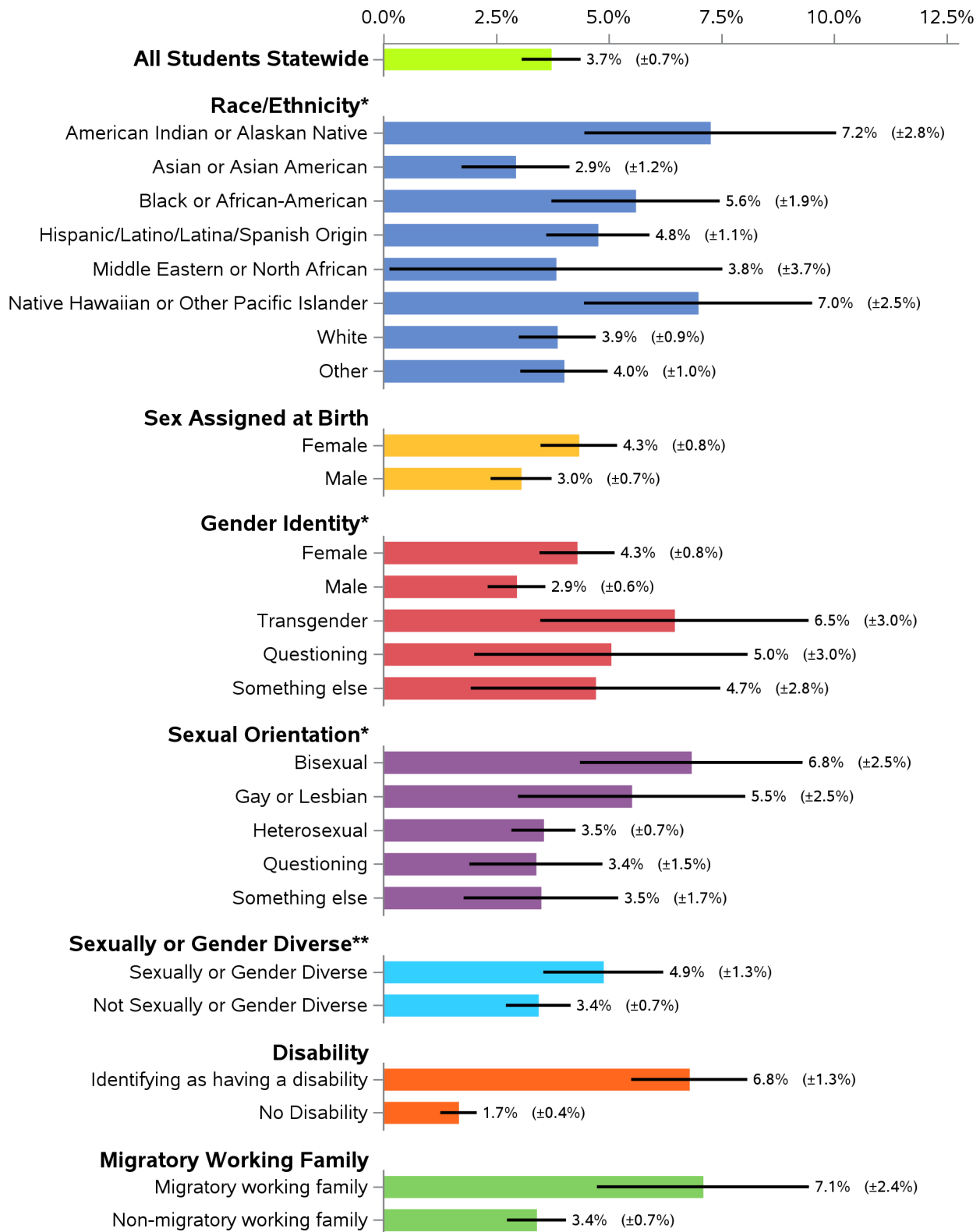


**Where Do Youth Get Marijuana? Grade 8, 2023**



The percentages in this chart are based on all students who reported getting marijuana in the past 30 days, regardless whether they reported using in the past 30 days. Students could select multiple sources.

# Statewide Relationship between Current (past 30-days) Marijuana Use and Demographics, Grade 8, 2023



\*Categories in this demographic factor are presented alone or in combination with other categories of the same factor; students who select more than one response are shown under each response.

\*\*Sexually or gender diverse youth are defined as any student selecting "transgender", "questioning/not sure", "something else fits better", or multiple options for gender identity, or any student selecting "gay or lesbian", "bisexual", "questioning/not sure", "something else fits better", or multiple response options for sexual orientation.

Year: 2023

Grade: 10

Sex: All

Number of Students Surveyed: 1,056

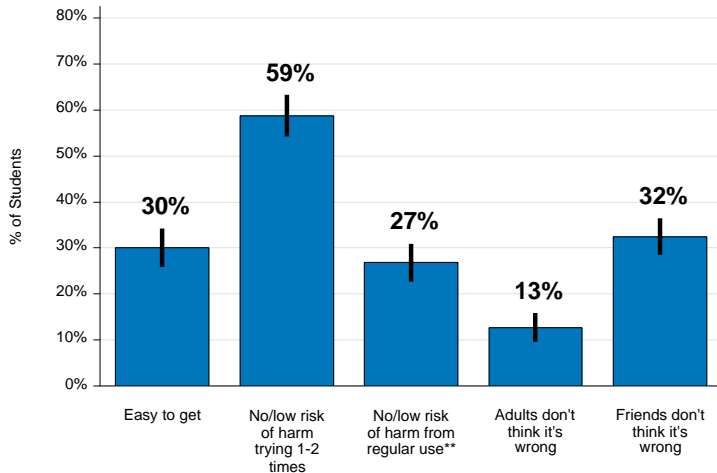
### Background:

- Research shows between 10 and 30% of marijuana users develop some degree of addiction. Those who start using earlier may be more likely to develop an addiction (<https://nida.nih.gov/publications/drugfacts/cannabis-marijuana>).
- Marijuana use can impact brain development. Brain development continues until 25 years of age.
- Marijuana use can cause deficits in learning and memory. Teens who use marijuana are more likely to receive failing grades in school.

### For More Information:

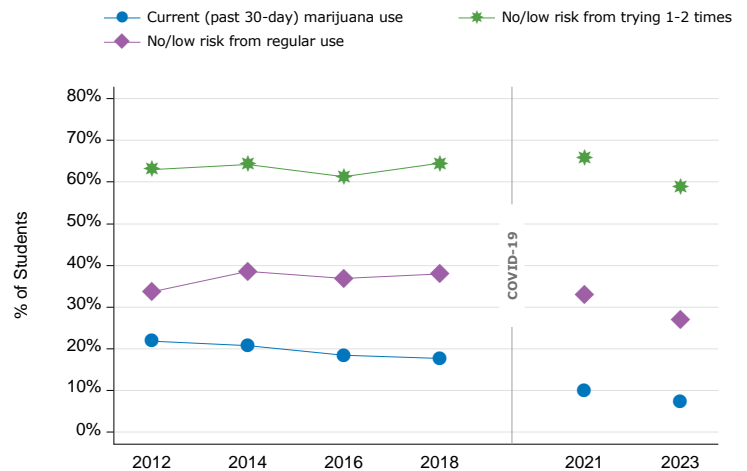
- To learn more, go to the Start Talking Now website: [www.StartTalkingNow.org](http://www.StartTalkingNow.org). To find out about prevention coalitions in your area and how to get involved, go to [https://www.theathenaforum.org/cpwi\\_coalitions](https://www.theathenaforum.org/cpwi_coalitions).
- For free printed guides on preventing marijuana, alcohol and other drug use, visit the ADAI Clearinghouse <http://adaiclearinghouse.net> or call (206) 221-8325.
- For 24 hour help for mental health, substance use or misuse, and problem gambling, call 1-866-789-1511 or visit [www.waRecoveryHelpLine.org](http://www.waRecoveryHelpLine.org).

**Attitudes about Marijuana Use  
Grade 10, 2023**



*In 2023, 27% of 10th graders in our county thought there was little or no risk of using marijuana regularly.*

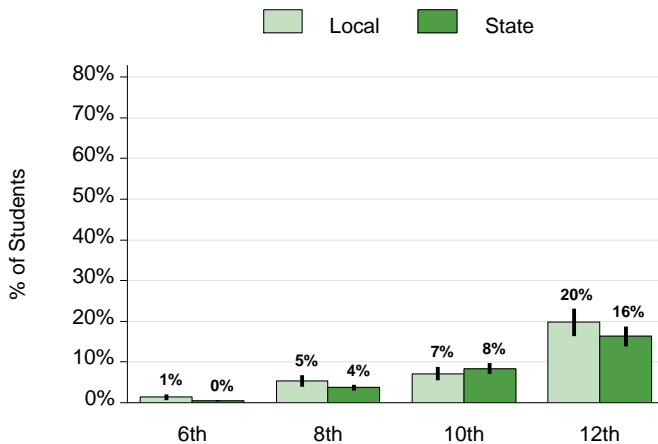
**Marijuana Use and Perception of Harm 2012-2023  
Grade 10**



Prevalence	2012	2014	2016	2018	2021	2023
Current (past 30-day) marijuana use	22% ±3	21% ±3	18% ±2	18% ±2	10% ±2▼	7% ±2▼
No/low risk from trying 1-2 times	63% ±4	64% ±4	61% ±4	64% ±4	66% ±4	59% ±5▼
No/low risk from regular use**	34% ±4	39% ±4	37% ±4	38% ±4	33% ±4	27% ±4▼

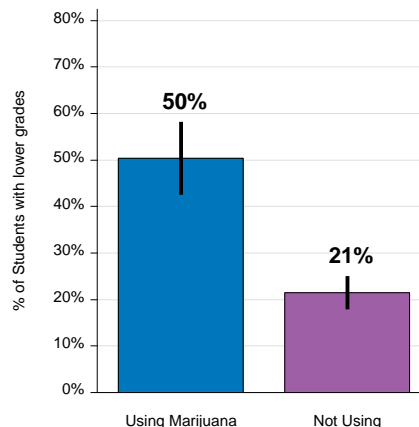
\*\*"Smoke" marijuana regularly was changed to "Use" regularly in 2014. This may mark a break in the trend.

**Current (past 30-day) Marijuana Use  
Compared to the State, All Grades, 2023**



Prevalence	6th	8th	10th	12th
Local	1% ±1▲	5% ±1▲	7% ±2	20% ±3
State	0% ±0	4% ±1	8% ±1	16% ±2

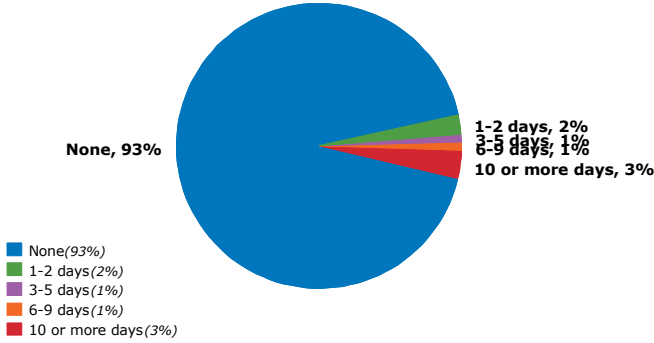
**Statewide Relationship between  
Lower Grades and Current (past 30-day) Marijuana Use  
Grade 10, 2023**



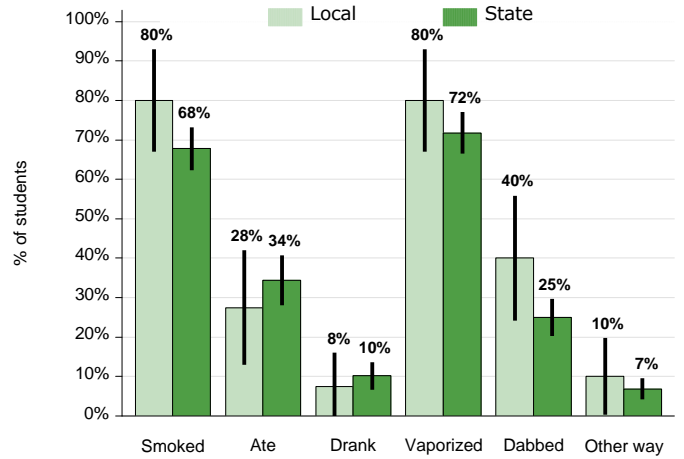
*Statewide, more 10th graders who use marijuana report lower grades in school (C's, D's or F's) compared to those who don't use.*

**Marijuana Use for Skagit County**

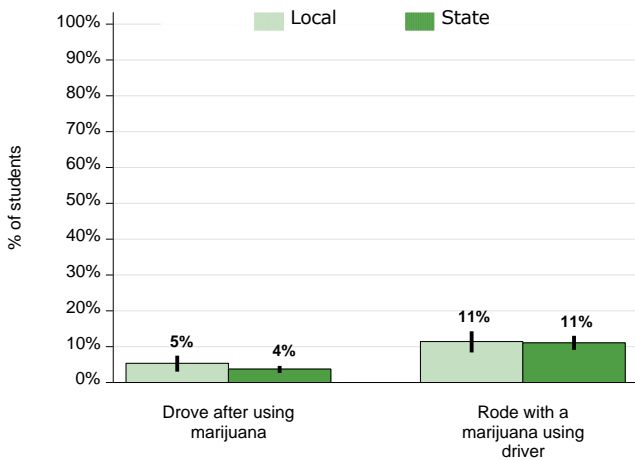
**Level of Current (past 30-day) Marijuana Use  
Grade 10, 2023**



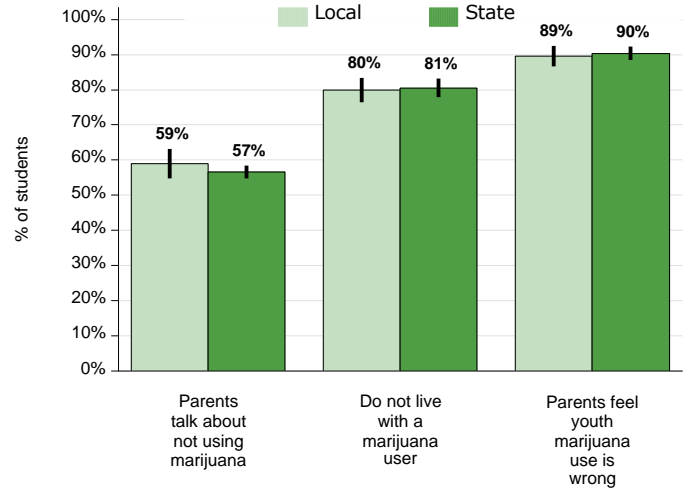
**Type of Marijuana Use among Those Who Used It  
Grade 10, 2023**



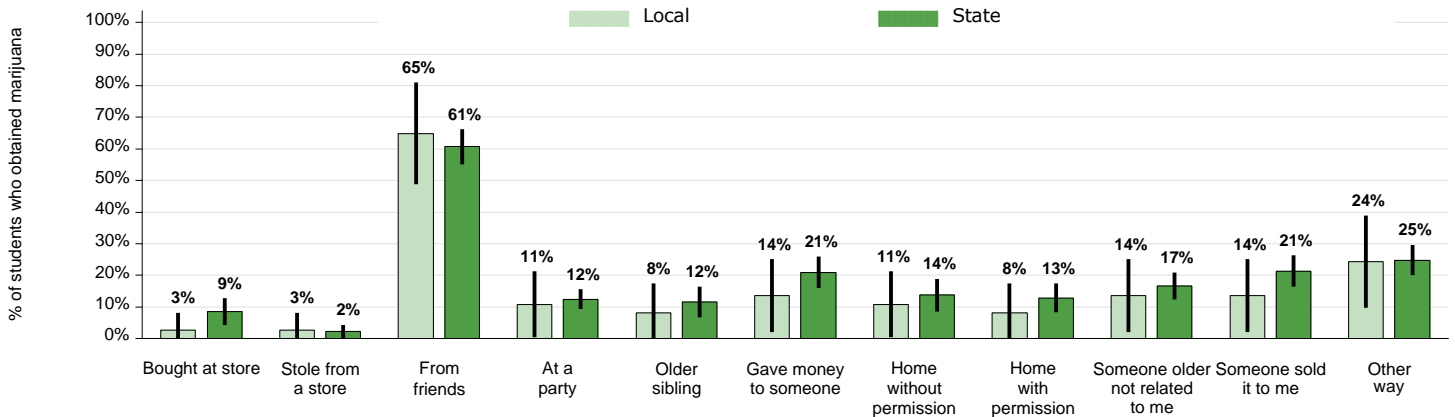
**Marijuana Use and Driving/Riding  
Grade 10, 2023**



**Family Environment, Grade 10, 2023**

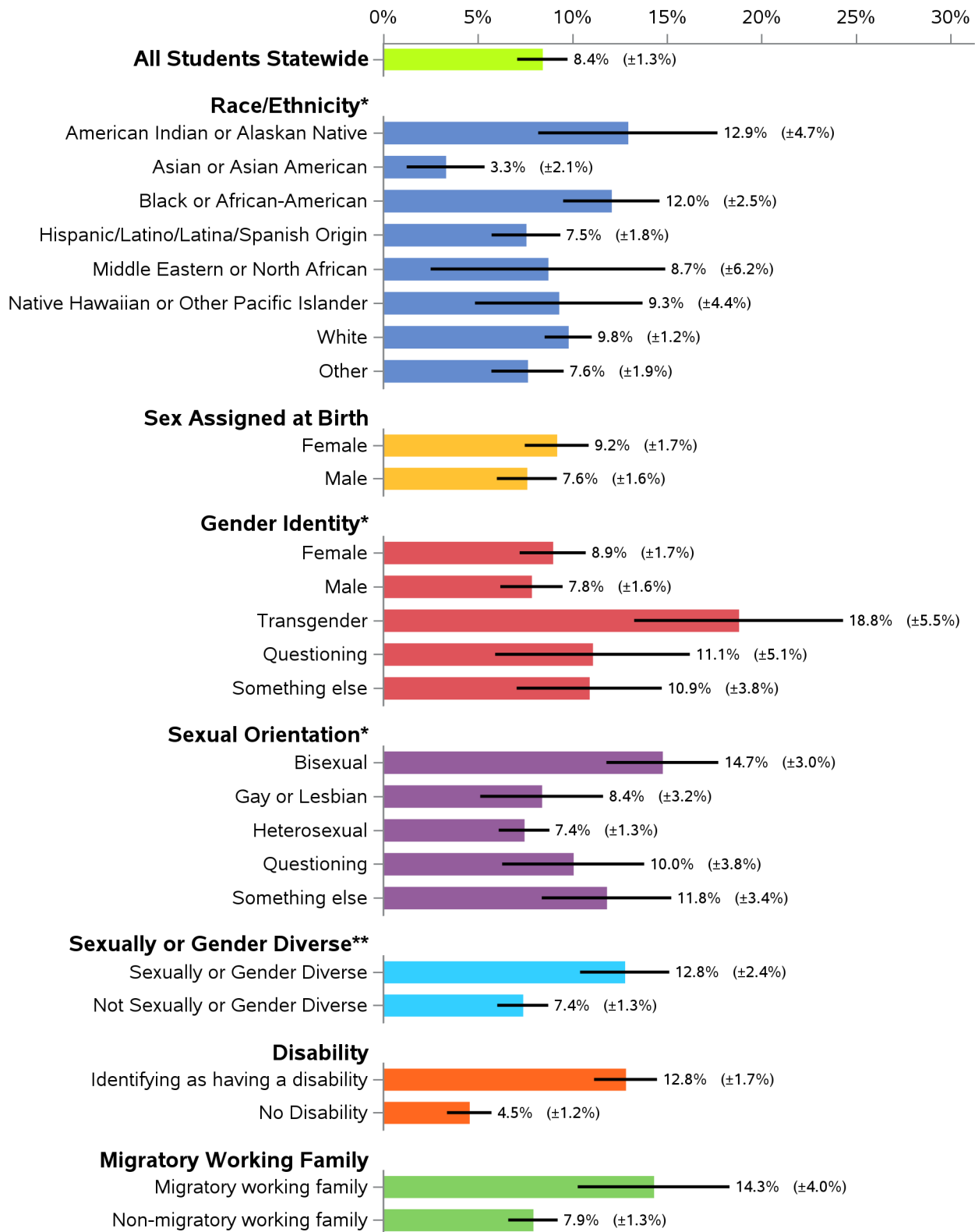


**Where Do Youth Get Marijuana? Grade 10, 2023**



The percentages in this chart are based on all students who reported getting marijuana in the past 30 days, regardless whether they reported using in the past 30 days. Students could select multiple sources.

# Statewide Relationship between Current (past 30-days) Marijuana Use and Demographics, Grade 10, 2023



\*Categories in this demographic factor are presented alone or in combination with other categories of the same factor; students who select more than one response are shown under each response.

\*\*Sexually or gender diverse youth are defined as any student selecting "transgender", "questioning/not sure", "something else fits better", or multiple options for gender identity, or any student selecting "gay or lesbian", "bisexual", "questioning/not sure", "something else fits better", or multiple response options for sexual orientation.

Year: 2023

Grade: 12

Sex: All

Number of Students Surveyed: 643

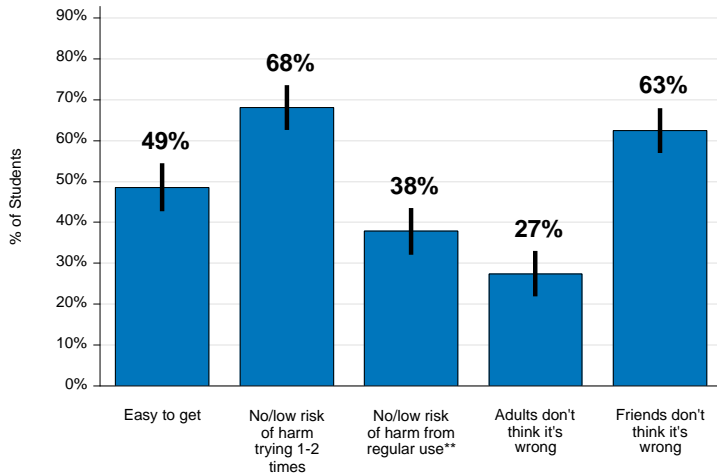
### Background:

- Research shows between 10 and 30% of marijuana users develop some degree of addiction. Those who start using earlier may be more likely to develop an addiction (<https://nida.nih.gov/publications/drugfacts/cannabis-marijuana>).
- Marijuana use can impact brain development. Brain development continues until 25 years of age.
- Marijuana use can cause deficits in learning and memory. Teens who use marijuana are more likely to receive failing grades in school.

### For More Information:

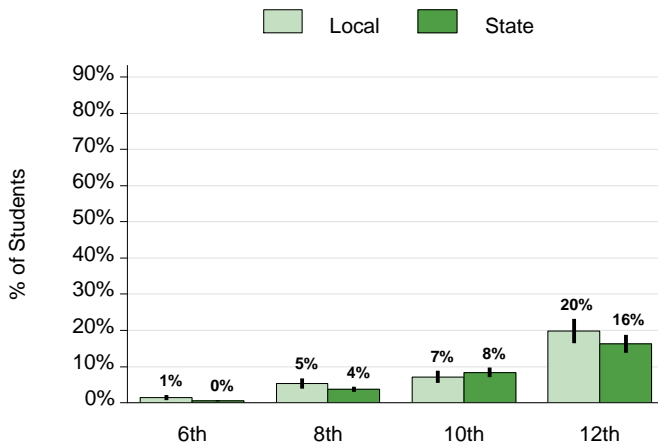
- To learn more, go to the Start Talking Now website: [www.StartTalkingNow.org](http://www.StartTalkingNow.org). To find out about prevention coalitions in your area and how to get involved, go to [https://www.theathenaforum.org/cpwi\\_coalitions](https://www.theathenaforum.org/cpwi_coalitions).
- For free printed guides on preventing marijuana, alcohol and other drug use, visit the ADAI Clearinghouse <http://adaiclearinghouse.net> or call (206) 221-8325.
- For 24 hour help for mental health, substance use or misuse, and problem gambling, call 1-866-789-1511 or visit [www.waRecoveryHelpLine.org](http://www.waRecoveryHelpLine.org).

**Attitudes about Marijuana Use  
Grade 12, 2023**



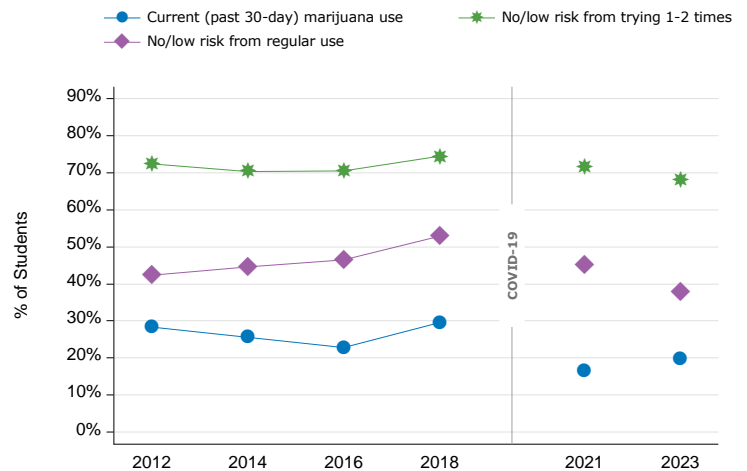
*In 2023, 38% of 12th graders in our county thought there was little or no risk of using marijuana regularly.*

**Current (past 30-day) Marijuana Use  
Compared to the State, All Grades, 2023**



Prevalence	6th	8th	10th	12th
Local	1% ±1▲	5% ±1▲	7% ±2	20% ±3
State	0% ±0	4% ±1	8% ±1	16% ±2

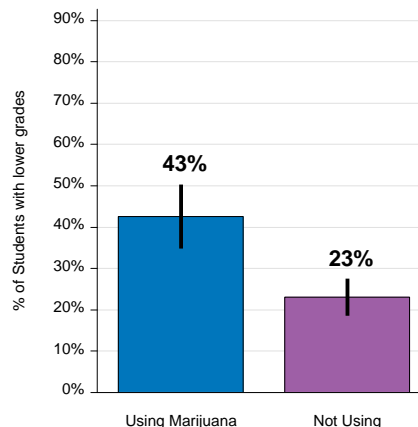
**Marijuana Use and Perception of Harm 2012-2023  
Grade 12**



Prevalence	2012	2014	2016	2018	2021	2023
Current (past 30-day) marijuana use	28% ±3	26% ±3	23% ±3	30% ±3▲	17% ±3▼	20% ±3
No/low risk from trying 1-2 times	72% ±5	70% ±5	71% ±5	74% ±4	72% ±5	68% ±5
No/low risk from regular use**	42% ±5	45% ±5	47% ±5	53% ±5	45% ±5▼	38% ±6

\*\*"Smoke" marijuana regularly was changed to "Use" regularly in 2014. This may mark a break in the trend.

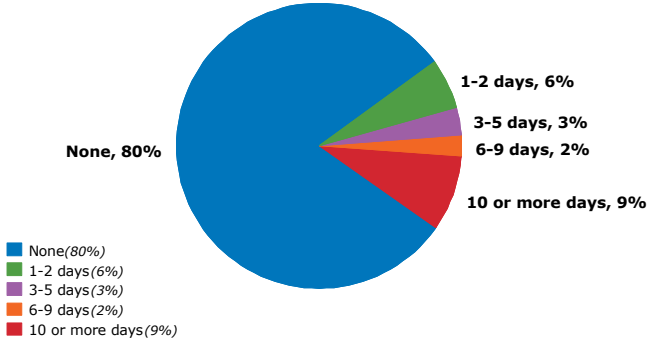
**Statewide Relationship between  
Lower Grades and Current (past 30-day) Marijuana Use  
Grade 12, 2023**



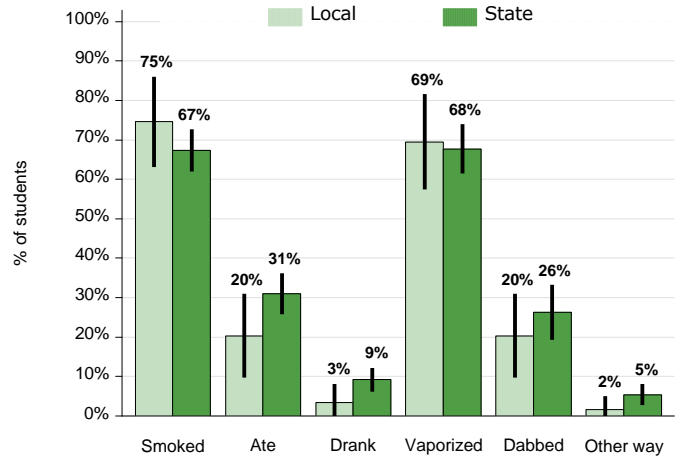
*Statewide, more 12th graders who use marijuana report lower grades in school (C's, D's or F's) compared to those who don't use.*

**Marijuana Use for Skagit County**

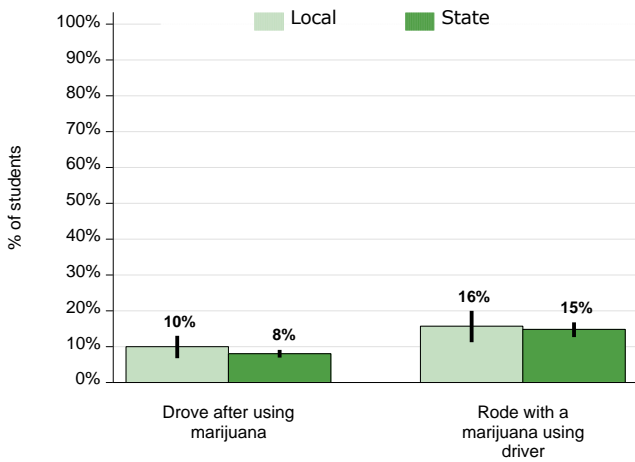
**Level of Current (past 30-day) Marijuana Use  
Grade 12, 2023**



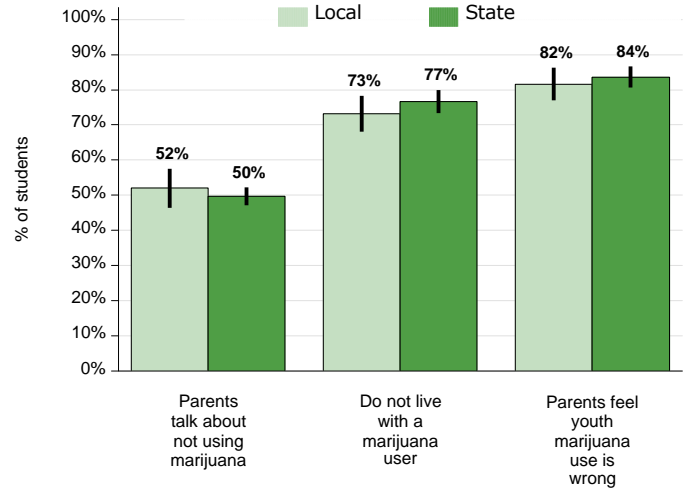
**Type of Marijuana Use among Those Who Used It  
Grade 12, 2023**



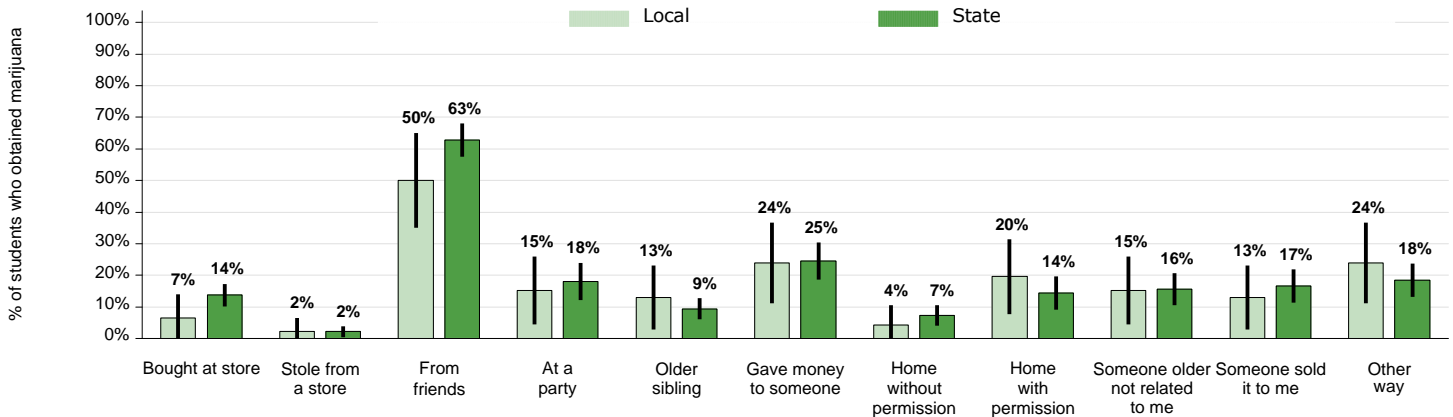
**Marijuana Use and Driving/Riding  
Grade 12, 2023**



**Family Environment, Grade 12, 2023**



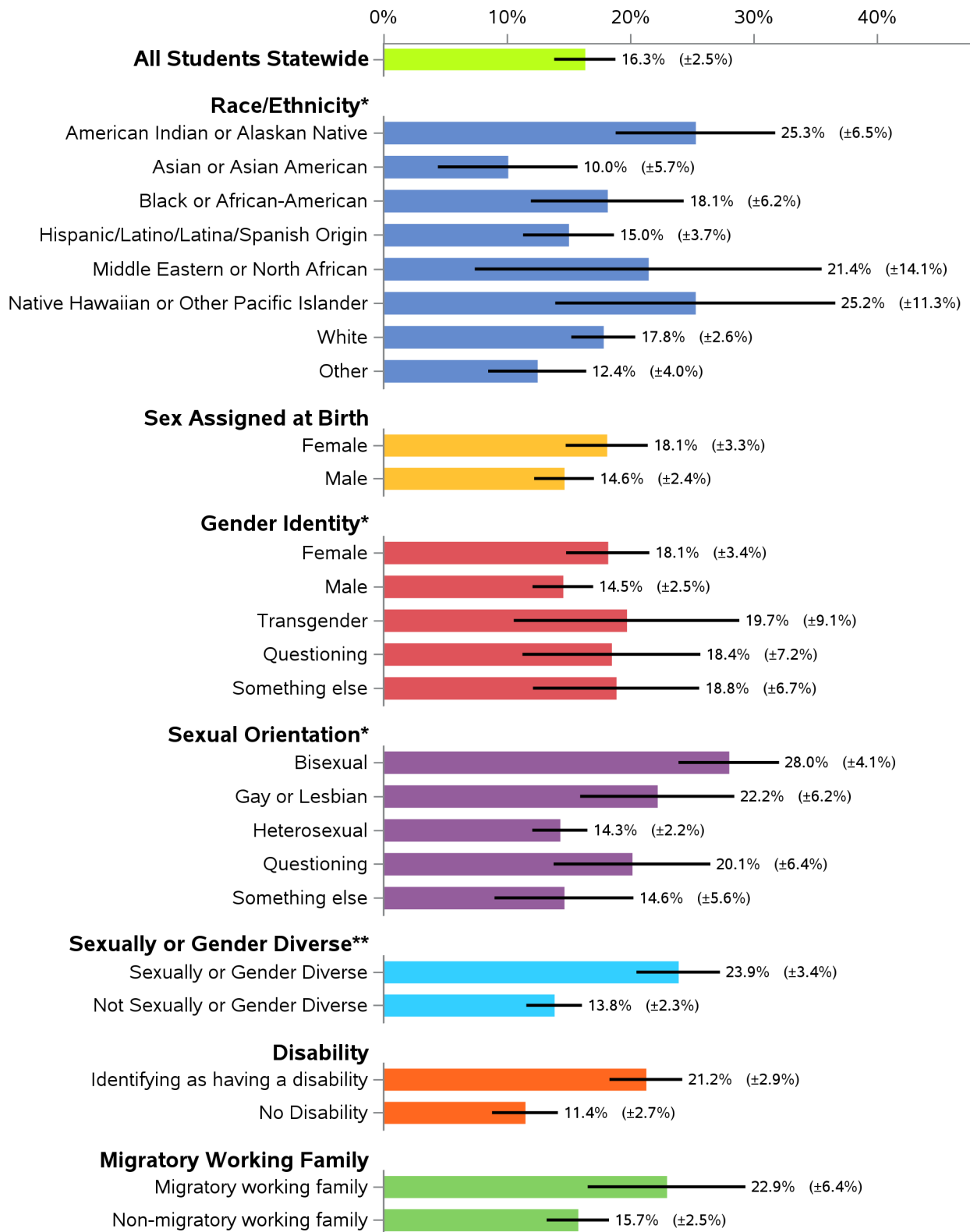
**Where Do Youth Get Marijuana? Grade 12, 2023**



The percentages in this chart are based on all students who reported getting marijuana in the past 30 days, regardless whether they reported using in the past 30 days. Students could select multiple sources.



# Statewide Relationship between Current (past 30-days) Marijuana Use and Demographics, Grade 12, 2023



\*Categories in this demographic factor are presented alone or in combination with other categories of the same factor; students who select more than one response are shown under each response.

\*\*Sexually or gender diverse youth are defined as any student selecting "transgender", "questioning/not sure", "something else fits better", or multiple options for gender identity, or any student selecting "gay or lesbian", "bisexual", "questioning/not sure", "something else fits better", or multiple response options for sexual orientation.