



200609290309  
Skagit County Auditor

9/29/2006 Page 1 of 34 3:59PM

Document Title:

Certificate of Election  
September 19<sup>th</sup>, 2006 Primary

Reference Number :

Grantor(s):

additional grantor names on page \_\_\_

1. Skagit County Auditor
2. Election Division

Grantee(s):

additional grantee names on page \_\_\_

1. Public
- 2.

Abbreviated legal description:

full legal on page(s) \_\_\_


Assessor Parcel / Tax ID Number:

additional tax parcel number(s) on page \_\_\_

## Oath of County Auditor or Supervisor of Elections


STATE OF WASHINGTON                    )  
  ) ss.  
COUNTY OF SKAGIT                    )

I solemnly swear that the returns of the Primary Election held on September 19, 2006, in Skagit County, State of Washington, have been in no way altered and that they are the same as when they were deposited in my office.

  
\_\_\_\_\_  
County Auditor or Supervisor of Elections

Subscribed and sworn to me this 29<sup>th</sup> day of September, 2006.

  
\_\_\_\_\_  
Chairman, County Legislative Authority

  
\_\_\_\_\_  
County Prosecuting Attorney  
Designee



### Certification Reconciliation Report Primary Election SEPTEMBER 19, 2006

County: SKAGIT  
Date of Completion September 29, 2006

NOTE: Address confidentiality program participants must be included with service voters.

#### Registration

Total number of active registered voters in all precincts	<u>59,037</u>
Total number of inactive registered voters in all precincts	<u>7,524</u>
<b>Total registered voters in all precincts</b>	<b><u>66,561</u></b>

---

Total absentee ballots counted (includes absentee, VBM, federal write-in, overseas, out of state, and service ballots)

Total poll site ballots counted (includes poll site and provisional ballots)	0
<b>Total Ballots counted</b>	<b>27,166</b>

#### Absentee and VBM Ballots



200609290309  
Skagit County Auditor

The total number of absentee/VBM ballots originally issued	58,789
The total number of absentee/VBM ballots received	27,452 (45.99%)
The total number of absentee/VBM ballots rejected	286
The total number of absentee/VBM ballots counted	27,166

Federal Write-In Ballots

The total number of federal write-in ballots counted	<u>0</u>
<u>Out-of-State, Overseas, and Service Voters</u>	
The total number of out-of-state, overseas, and service voters' ballots issued	368
The total number of out-of-state, overseas, and service voters' ballots received	66
The total number of out-of-state, overseas, and service voters' ballots rejected	0
The total number of out-of-state, overseas, and service voters' ballots counted	368

Provisional Ballots


The total number of provisional ballots issued (by this county)	0
The total number of provisional ballots rejected (includes sending to other counties)	0
The total number of provisional ballots received from other counties	0
The total number of provisional ballots counted	0

**Certification of the Canvassing Board**

STATE OF WASHINGTON            )  
   ) ss.  
 COUNTY OF SKAGIT)

The undersigned officers designated by law as constituting the Canvassing Board for the County of Skagit, State of Washington, hereby certify that this is a full, true and correct copy of the Abstract of Votes including the cumulative results, precinct results, and a reconciliation report of votes cast at the Primary Election held on September 19, 2006, in Skagit County, State of Washington, and that the following are the true and reconciled numbers of voters and votes counted.

*Witness our hands and official seal this 29<sup>th</sup> day of September, 2006.*

  
 County Auditor or Supervisor of Elections  
 Designee

  
 Chairman, County Legislative Authority

  
 County Prosecuting Attorney/Designee



200609290309

Skagit County Auditor

CERTIFICATION OF THE CANVASSING BOARD  
BURLINGTON-EDISON SCHOOL DISTRICT NO. 100  
SKAGIT COUNTY, WASHINGTON  
September 19, 2006 Special Election

STATE OF WASHINGTON )

ss.

COUNTY OF SKAGIT )

We the undersigned being the officers designated by law as constituting the Skagit County Canvassing Board, have completed our canvass of the votes as it pertains to the Special Election held in the Burlington-Edison School District No. 100, Skagit County, Washington, within the boundaries of said District. The total number of registered voters in the District was 11,784; the number of ballots cast was 5,243; the results were as follows:

Proposition NO. 1  
Burlington-Edison School District No. 100  
General Obligation Bonds - \$74,000,000

Proposition, YES.....	2611	49.80 %
Proposition, No.....	2632	50.20 %

The canvass having been completed this 29<sup>th</sup> day of September, 2006

SKAGIT COUNTY CANVASSING BOARD


NOTE: THIS PROPOSITION FAILED



County Auditor/Designee



Chairman of County Commissioners

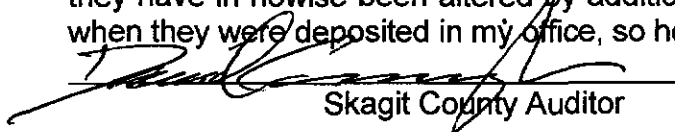


Prosecuting Attorney/Designee



AFFIDAVIT

I do solemnly swear that the above are the full, true and correct returns of the Burlington-Edison School District No. 100 Special Election, involved in the above election and that they have in nowise been altered by additions or erasures and that they are the same as when they were deposited in my office, so help me God.



Skagit County Auditor



200609290309  
Skagit County Auditor

**Cumulative Report — Official  
PRIMARY ELECTION — SKAGIT COUNTY WASHINGTON — September 19, 2006**

Page 1 of 30

09/29/2006 11:10 AM

Total Number of Voters : 27,166 of 59,063 = 45.99%

Precincts Reporting 118 of 118 = 100%

Party	Candidate	Election Night Count		Post Election Counts		Total	
<b>UNITED STATES SENATOR, Vote For 1</b>							
DEM	Michael Goodspaceguy Nelson	97	1.39%	65	1.23%	162	1.32%
DEM	Mike The Mover	128	1.83%	103	1.94%	231	1.88%
DEM	Mohammad H. Said	21	0.30%	23	0.43%	44	0.36%
DEM	Hong Tran	157	2.25%	168	3.17%	325	2.64%
DEM	Maria Cantwell	6,558	93.82%	4,919	92.78%	11,477	93.37%
	Write-Ins	29	0.41%	24	0.45%	53	0.43%
	<b>Cast Votes:</b>	<b>6,990</b>	<b>96.23%</b>	<b>5,302</b>	<b>96.63%</b>	<b>12,292</b>	<b>96.40%</b>
	<b>Over Votes:</b>	<b>2</b>	<b>0.03%</b>	<b>1</b>	<b>0.02%</b>	<b>3</b>	<b>0.02%</b>
	<b>Under Votes:</b>	<b>272</b>	<b>3.74%</b>	<b>184</b>	<b>3.35%</b>	<b>456</b>	<b>3.58%</b>

<b>UNITED STATES SENATOR, Vote For 1</b>							
REP	Mike McGavick	5,210	87.30%	5,224	90.92%	10,434	89.07%
REP	Brad Klippert	281	4.71%	206	3.59%	487	4.16%
REP	William Edward Chovil	40	0.67%	36	0.63%	76	0.65%
REP	Gordon Allen Pross	61	1.02%	44	0.77%	105	0.90%
REP	Warren E. Hanson	259	4.34%	134	2.33%	393	3.35%
REP	B. Barry Massoudi	74	1.24%	76	1.32%	150	1.28%
	Write-Ins	43	0.72%	26	0.45%	69	0.59%
	<b>Cast Votes:</b>	<b>5,968</b>	<b>89.99%</b>	<b>5,746</b>	<b>90.96%</b>	<b>11,714</b>	<b>90.46%</b>
	<b>Over Votes:</b>	<b>1</b>	<b>0.02%</b>	<b>1</b>	<b>0.02%</b>	<b>2</b>	<b>0.02%</b>
	<b>Under Votes:</b>	<b>663</b>	<b>10.00%</b>	<b>570</b>	<b>9.02%</b>	<b>1,233</b>	<b>9.52%</b>

<b>UNITED STATES REPRESENTATIVE DISTRICT #2, Vote For 1</b>							
DEM	Rick Larsen	6,726	99.41%	5,057	99.37%	11,783	99.39%
	Write-Ins	40	0.59%	32	0.63%	72	0.61%
	<b>Cast Votes:</b>	<b>6,766</b>	<b>93.14%</b>	<b>5,089</b>	<b>92.75%</b>	<b>11,855</b>	<b>92.97%</b>
	<b>Over Votes:</b>	<b>1</b>	<b>0.01%</b>	<b>0</b>	<b>0.00%</b>	<b>1</b>	<b>0.01%</b>
	<b>Under Votes:</b>	<b>497</b>	<b>6.84%</b>	<b>398</b>	<b>7.25%</b>	<b>895</b>	<b>7.02%</b>

<b>UNITED STATES REPRESENTATIVE DISTRICT #2, Vote For 1</b>							
REP	Teri Moats	1,548	31.01%	1,084	23.97%	2,632	27.66%
REP	Doug Roulstone	3,372	67.55%	3,381	74.75%	6,753	70.97%
	Write-Ins	72	1.44%	58	1.28%	130	1.37%
	<b>Cast Votes:</b>	<b>4,992</b>	<b>75.27%</b>	<b>4,523</b>	<b>71.60%</b>	<b>9,515</b>	<b>73.48%</b>
	<b>Over Votes:</b>	<b>0</b>	<b>0.00%</b>	<b>1</b>	<b>0.02%</b>	<b>1</b>	<b>0.01%</b>
	<b>Under Votes:</b>	<b>1,640</b>	<b>24.73%</b>	<b>1,793</b>	<b>28.38%</b>	<b>3,433</b>	<b>26.51%</b>



200609290309  
Skagit County Auditor

9/29/2006 Page 5 of 34 3:59PM

**Cumulative Report — Official  
PRIMARY ELECTION — SKAGIT COUNTY WASHINGTON — September 19, 2006**

Page 2 of 30

09/29/2006 11:10 AM

Total Number of Voters : 27,166 of 59,063 = 45.99%

Precincts Reporting 118 of 118 = 100%

Party	Candidate	Election Night Count	Post Election Counts	Total
-------	-----------	----------------------	----------------------	-------

**STATE REPRESENTATIVE DISTRICT #10 POSITION #1, Vote For 1**

No Candidate Filed (W)		0 0.00%	0 0.00%	0 0.00%
Write-Ins		70 100.00%	57 100.00%	127 100.00%
<b>Cast Votes:</b>		70 4.93%	57 4.71%	127 4.83%
<b>Over Votes:</b>		0 0.00%	0 0.00%	0 0.00%
<b>Under Votes:</b>		1,349 95.07%	1,152 95.29%	2,501 95.17%

**STATE REPRESENTATIVE DISTRICT #10 POSITION #1, Vote For 1**

REP	Chris Strow	1,248 99.28%	1,101 99.55%	2,349 99.41%
	Write-Ins	9 0.72%	5 0.45%	14 0.59%
<b>Cast Votes:</b>		1,257 77.83%	1,106 75.60%	2,363 76.77%
<b>Over Votes:</b>		0 0.00%	0 0.00%	0 0.00%
<b>Under Votes:</b>		358 22.17%	357 24.40%	715 23.23%

**STATE REPRESENTATIVE DISTRICT #10 POSITION #2, Vote For 1**

DEM	Tim Knue	1,069 99.17%	934 99.47%	2,003 99.31%
	Write-Ins	9 0.83%	5 0.53%	14 0.69%
<b>Cast Votes:</b>		1,078 75.97%	939 77.67%	2,017 76.75%
<b>Over Votes:</b>		1 0.07%	0 0.00%	1 0.04%
<b>Under Votes:</b>		340 23.96%	270 22.33%	610 23.21%

**STATE REPRESENTATIVE DISTRICT #10 POSITION #2, Vote For 1**

REP	Barbara Bailey	1,359 99.49%	1,187 98.92%	2,546 99.22%
	Write-Ins	7 0.51%	13 1.08%	20 0.78%
<b>Cast Votes:</b>		1,366 84.58%	1,200 82.02%	2,566 83.37%
<b>Over Votes:</b>		0 0.00%	1 0.07%	1 0.03%
<b>Under Votes:</b>		249 15.42%	262 17.91%	511 16.60%

**STATE REPRESENTATIVE DISTRICT #39 POSITION #1, Vote For 1**

DEM	Scott Olson	1,222 98.87%	893 99.44%	2,115 99.11%
	Write-Ins	14 1.13%	5 0.56%	19 0.89%
<b>Cast Votes:</b>		1,236 80.42%	898 77.15%	2,134 79.01%
<b>Over Votes:</b>		1 0.07%	0 0.00%	1 0.04%
<b>Under Votes:</b>		300 19.52%	266 22.85%	566 20.96%



200609290309  
Skagit County Auditor

**Cumulative Report — Official  
PRIMARY ELECTION — SKAGIT COUNTY WASHINGTON — September 19, 2006**

Page 3 of 30

09/29/2006 11:10 AM

Total Number of Voters : 27,166 of 59,063 = 45.99%

Precincts Reporting 118 of 118 = 100%

Party	Candidate	Election Night Count	Post Election Counts	Total
-------	-----------	----------------------	----------------------	-------

**STATE REPRESENTATIVE DISTRICT #39 POSITION #1, Vote For 1**

REP	Dan Kristiansen	1,229 99.19%	1,189 98.84%	2,418 99.02%
	Write-Ins	10 0.81%	14 1.16%	24 0.98%
	<b>Cast Votes:</b>	<b>1,239 82.05%</b>	<b>1,203 80.63%</b>	<b>2,442 81.35%</b>
	<b>Over Votes:</b>	<b>0 0.00%</b>	<b>0 0.00%</b>	<b>0 0.00%</b>
	<b>Under Votes:</b>	<b>271 17.95%</b>	<b>289 19.37%</b>	<b>560 18.65%</b>

**STATE REPRESENTATIVE DISTRICT #39 POSITION #2, Vote For 1**

	No Candidate Filed (W)	0 0.00%	0 0.00%	0 0.00%
	Write-Ins	98 100.00%	75 100.00%	173 100.00%
	<b>Cast Votes:</b>	<b>98 6.38%</b>	<b>75 6.44%</b>	<b>173 6.41%</b>
	<b>Over Votes:</b>	<b>0 0.00%</b>	<b>0 0.00%</b>	<b>0 0.00%</b>
	<b>Under Votes:</b>	<b>1,439 93.62%</b>	<b>1,089 93.56%</b>	<b>2,528 93.59%</b>

**STATE REPRESENTATIVE DISTRICT #39 POSITION #2, Vote For 1**

REP	Kirk Pearson	1,206 99.18%	1,181 99.16%	2,387 99.17%
	Write-Ins	10 0.82%	10 0.84%	20 0.83%
	<b>Cast Votes:</b>	<b>1,216 80.53%</b>	<b>1,191 79.83%</b>	<b>2,407 80.18%</b>
	<b>Over Votes:</b>	<b>0 0.00%</b>	<b>0 0.00%</b>	<b>0 0.00%</b>
	<b>Under Votes:</b>	<b>294 19.47%</b>	<b>301 20.17%</b>	<b>595 19.82%</b>

**STATE REPRESENTATIVE DISTRICT #40 POSITION #1, Vote For 1**

DEM	Dave Quall	3,821 99.02%	2,694 98.93%	6,515 98.98%
	Write-Ins	38 0.98%	29 1.07%	67 1.02%
	<b>Cast Votes:</b>	<b>3,859 89.58%</b>	<b>2,723 87.44%</b>	<b>6,582 88.68%</b>
	<b>Over Votes:</b>	<b>0 0.00%</b>	<b>0 0.00%</b>	<b>0 0.00%</b>
	<b>Under Votes:</b>	<b>449 10.42%</b>	<b>391 12.56%</b>	<b>840 11.32%</b>

**STATE REPRESENTATIVE DISTRICT #40 POSITION #1, Vote For 1**

REP	Yoshe Revelle	2,072 97.23%	1,796 96.77%	3,868 97.02%
	Write-Ins	59 2.77%	60 3.23%	119 2.98%
	<b>Cast Votes:</b>	<b>2,131 60.76%</b>	<b>1,856 55.21%</b>	<b>3,987 58.04%</b>
	<b>Over Votes:</b>	<b>0 0.00%</b>	<b>1 0.03%</b>	<b>1 0.01%</b>
	<b>Under Votes:</b>	<b>1,376 39.24%</b>	<b>1,505 44.77%</b>	<b>2,881 41.94%</b>



200609290309

Skagit County Auditor

9/29/2006 Page 7 of 34 3:59PM

**Cumulative Report — Official**  
**PRIMARY ELECTION — SKAGIT COUNTY WASHINGTON — September 19, 2006**

Page 4 of 30

09/29/2006 11:10 AM

Total Number of Voters : 27,166 of 59,063 = 45.99%

Precincts Reporting 118 of 118 = 100%

Party	Candidate	Election Night Count		Post Election Counts		Total	
-------	-----------	----------------------	--	----------------------	--	-------	--

**STATE REPRESENTATIVE DISTRICT #40 POSITION #2, Vote For 1**

DEM	Jeff Morris	3,763	99.42%	2,681	99.33%	6,444	99.38%
	Write-Ins	22	0.58%	18	0.67%	40	0.62%
<b>Cast Votes:</b>		<b>3,785</b>	<b>87.86%</b>	<b>2,699</b>	<b>86.67%</b>	<b>6,484</b>	<b>87.36%</b>
<b>Over Votes:</b>		<b>0</b>	<b>0.00%</b>	<b>0</b>	<b>0.00%</b>	<b>0</b>	<b>0.00%</b>
<b>Under Votes:</b>		<b>523</b>	<b>12.14%</b>	<b>415</b>	<b>13.33%</b>	<b>938</b>	<b>12.64%</b>

**STATE REPRESENTATIVE DISTRICT #40 POSITION #2, Vote For 1**

	No Candidate Filed (W)	0	0.00%	0	0.00%	0	0.00%
	Write-Ins	209	100.00%	140	100.00%	349	100.00%
<b>Cast Votes:</b>		<b>209</b>	<b>5.96%</b>	<b>140</b>	<b>4.16%</b>	<b>349</b>	<b>5.08%</b>
<b>Over Votes:</b>		<b>0</b>	<b>0.00%</b>	<b>0</b>	<b>0.00%</b>	<b>0</b>	<b>0.00%</b>
<b>Under Votes:</b>		<b>3,298</b>	<b>94.04%</b>	<b>3,222</b>	<b>95.84%</b>	<b>6,520</b>	<b>94.92%</b>

**SKAGIT COUNTY COMMISSIONER DISTRICT 3, Vote For 1**

DEM	Virginia "Ginny" Good	609	33.93%	424	32.02%	1,033	33.12%
DEM	Sharon D. Dillon	1,155	64.35%	876	66.16%	2,031	65.12%
	Write-Ins	31	1.73%	24	1.81%	55	1.76%
<b>Cast Votes:</b>		<b>1,795</b>	<b>92.67%</b>	<b>1,324</b>	<b>89.70%</b>	<b>3,119</b>	<b>91.39%</b>
<b>Over Votes:</b>		<b>1</b>	<b>0.05%</b>	<b>0</b>	<b>0.00%</b>	<b>1</b>	<b>0.03%</b>
<b>Under Votes:</b>		<b>141</b>	<b>7.28%</b>	<b>152</b>	<b>10.30%</b>	<b>293</b>	<b>8.58%</b>

**SKAGIT COUNTY COMMISSIONER DISTRICT 3, Vote For 1**

REP	Ted W. Anderson	1,144	58.31%	1,132	60.02%	2,276	59.15%
REP	Roger "Gus" Tjeerdsma	804	40.98%	745	39.50%	1,549	40.25%
	Write-Ins	14	0.71%	9	0.48%	23	0.60%
<b>Cast Votes:</b>		<b>1,962</b>	<b>97.71%</b>	<b>1,886</b>	<b>95.69%</b>	<b>3,848</b>	<b>96.71%</b>
<b>Over Votes:</b>		<b>2</b>	<b>0.10%</b>	<b>0</b>	<b>0.00%</b>	<b>2</b>	<b>0.05%</b>
<b>Under Votes:</b>		<b>44</b>	<b>2.19%</b>	<b>85</b>	<b>4.31%</b>	<b>129</b>	<b>3.24%</b>

**SKAGIT COUNTY ASSESSOR, Vote For 1**

	No Candidate Filed (W)	0	0.00%	0	0.00%	0	0.00%
	Write-Ins	403	100.00%	275	100.00%	678	100.00%
<b>Cast Votes:</b>		<b>403</b>	<b>5.55%</b>	<b>275</b>	<b>5.01%</b>	<b>678</b>	<b>5.32%</b>
<b>Over Votes:</b>		<b>0</b>	<b>0.00%</b>	<b>0</b>	<b>0.00%</b>	<b>0</b>	<b>0.00%</b>
<b>Under Votes:</b>		<b>6,861</b>	<b>94.45%</b>	<b>5,212</b>	<b>94.99%</b>	<b>12,073</b>	<b>94.68%</b>



200609290309  
 Skagit County Auditor



**Cumulative Report — Official**  
**PRIMARY ELECTION — SKAGIT COUNTY WASHINGTON — September 19, 2006**

Page 5 of 30

09/29/2006 11:10 AM

Total Number of Voters : 27,166 of 59,063 = 45.99%

Precincts Reporting 118 of 118 = 100%

Party	Candidate	Election Night Count		Post Election Counts		Total	
<b>SKAGIT COUNTY ASSESSOR, Vote For 1</b>							
REP	Mark Leander	5,322	99.35%	4,879	99.55%	10,201	99.44%
	Write-Ins	35	0.65%	22	0.45%	57	0.56%
	<b>Cast Votes:</b>	<b>5,357</b>	<b>80.78%</b>	<b>4,901</b>	<b>77.58%</b>	<b>10,258</b>	<b>79.22%</b>
	<b>Over Votes:</b>	<b>2</b>	<b>0.03%</b>	<b>0</b>	<b>0.00%</b>	<b>2</b>	<b>0.02%</b>
	<b>Under Votes:</b>	<b>1,273</b>	<b>19.19%</b>	<b>1,416</b>	<b>22.42%</b>	<b>2,689</b>	<b>20.77%</b>
<b>SKAGIT COUNTY AUDITOR, Vote For 1</b>							
DEM	Jeanne Youngquist	6,176	98.88%	4,531	99.28%	10,707	99.05%
	Write-Ins	70	1.12%	33	0.72%	103	0.95%
	<b>Cast Votes:</b>	<b>6,246</b>	<b>85.99%</b>	<b>4,564</b>	<b>83.18%</b>	<b>10,810</b>	<b>84.78%</b>
	<b>Over Votes:</b>	<b>3</b>	<b>0.04%</b>	<b>0</b>	<b>0.00%</b>	<b>3</b>	<b>0.02%</b>
	<b>Under Votes:</b>	<b>1,015</b>	<b>13.97%</b>	<b>923</b>	<b>16.82%</b>	<b>1,938</b>	<b>15.20%</b>
<b>SKAGIT COUNTY AUDITOR, Vote For 1</b>							
REP	Norma Hickok-Brummett	4,071	70.38%	3,612	69.77%	7,683	70.09%
REP	Bradley Whaley	1,672	28.91%	1,525	29.46%	3,197	29.17%
	Write-Ins	41	0.71%	40	0.77%	81	0.74%
	<b>Cast Votes:</b>	<b>5,784</b>	<b>87.21%</b>	<b>5,177</b>	<b>81.95%</b>	<b>10,961</b>	<b>84.65%</b>
	<b>Over Votes:</b>	<b>2</b>	<b>0.03%</b>	<b>0</b>	<b>0.00%</b>	<b>2</b>	<b>0.02%</b>
	<b>Under Votes:</b>	<b>846</b>	<b>12.76%</b>	<b>1,140</b>	<b>18.05%</b>	<b>1,986</b>	<b>15.34%</b>
<b>SKAGIT COUNTY CLERK, Vote For 1</b>							
DEM	Nancy Scott	5,929	99.66%	4,282	99.60%	10,211	99.64%
	Write-Ins	20	0.34%	17	0.40%	37	0.36%
	<b>Cast Votes:</b>	<b>5,949</b>	<b>81.90%</b>	<b>4,299</b>	<b>78.35%</b>	<b>10,248</b>	<b>80.37%</b>
	<b>Over Votes:</b>	<b>1</b>	<b>0.01%</b>	<b>0</b>	<b>0.00%</b>	<b>1</b>	<b>0.01%</b>
	<b>Under Votes:</b>	<b>1,314</b>	<b>18.09%</b>	<b>1,188</b>	<b>21.65%</b>	<b>2,502</b>	<b>19.62%</b>
<b>SKAGIT COUNTY CLERK, Vote For 1</b>							
	No Candidate Filed (W)	0	0.00%	0	0.00%	0	0.00%
	Write-Ins	287	100.00%	202	100.00%	489	100.00%
	<b>Cast Votes:</b>	<b>287</b>	<b>4.33%</b>	<b>202</b>	<b>3.20%</b>	<b>489</b>	<b>3.78%</b>
	<b>Over Votes:</b>	<b>0</b>	<b>0.00%</b>	<b>0</b>	<b>0.00%</b>	<b>0</b>	<b>0.00%</b>
	<b>Under Votes:</b>	<b>6,345</b>	<b>95.67%</b>	<b>6,115</b>	<b>96.80%</b>	<b>12,460</b>	<b>96.22%</b>



200609290309  
 Skagit County Auditor

**Cumulative Report — Official  
PRIMARY ELECTION — SKAGIT COUNTY WASHINGTON — September 19, 2006**


Page 6 of 30

09/29/2006 11:10 AM

Total Number of Voters : 27,166 of 59,063 = 45.99%

Precincts Reporting 118 of 118 = 100%

Party	Candidate	Election Night Count		Post Election Counts		Total	
<b>SKAGIT COUNTY CORONER, Vote For 1</b>							
DEM	Daniel Dempsey	5,815	99.47%	4,231	99.51%	10,046	99.49%
	Write-Ins	31	0.53%	21	0.49%	52	0.51%
	<b>Cast Votes:</b>	<b>5,846</b>	<b>80.48%</b>	<b>4,252</b>	<b>77.49%</b>	<b>10,098</b>	<b>79.19%</b>
	<b>Over Votes:</b>	<b>1</b>	<b>0.01%</b>	<b>0</b>	<b>0.00%</b>	<b>1</b>	<b>0.01%</b>
	<b>Under Votes:</b>	<b>1,417</b>	<b>19.51%</b>	<b>1,235</b>	<b>22.51%</b>	<b>2,652</b>	<b>20.80%</b>
<b>SKAGIT COUNTY CORONER, Vote For 1</b>							
	No Candidate Filed (W)	0	0.00%	0	0.00%	0	0.00%
	Write-Ins	304	100.00%	219	100.00%	523	100.00%
	<b>Cast Votes:</b>	<b>304</b>	<b>4.58%</b>	<b>219</b>	<b>3.47%</b>	<b>523</b>	<b>4.04%</b>
	<b>Over Votes:</b>	<b>0</b>	<b>0.00%</b>	<b>0</b>	<b>0.00%</b>	<b>0</b>	<b>0.00%</b>
	<b>Under Votes:</b>	<b>6,328</b>	<b>95.42%</b>	<b>6,098</b>	<b>96.53%</b>	<b>12,426</b>	<b>95.96%</b>
<b>SKAGIT COUNTY PROSECUTING ATTORNEY, Vote For 1</b>							
DEM	Rich Weyrich	5,910	98.45%	4,319	98.58%	10,229	98.51%
	Write-Ins	93	1.55%	62	1.42%	155	1.49%
	<b>Cast Votes:</b>	<b>6,003</b>	<b>82.64%</b>	<b>4,381</b>	<b>79.84%</b>	<b>10,384</b>	<b>81.44%</b>
	<b>Over Votes:</b>	<b>1</b>	<b>0.01%</b>	<b>0</b>	<b>0.00%</b>	<b>1</b>	<b>0.01%</b>
	<b>Under Votes:</b>	<b>1,260</b>	<b>17.35%</b>	<b>1,106</b>	<b>20.16%</b>	<b>2,366</b>	<b>18.56%</b>
<b>SKAGIT COUNTY PROSECUTING ATTORNEY, Vote For 1</b>							
REP	Tom Seguire	3,548	58.43%	3,200	56.74%	6,748	57.62%
REP	Jennifer Bouwens	2,496	41.11%	2,412	42.77%	4,908	41.91%
	Write-Ins	28	0.46%	28	0.50%	56	0.48%
	<b>Cast Votes:</b>	<b>6,072</b>	<b>91.56%</b>	<b>5,640</b>	<b>89.28%</b>	<b>11,712</b>	<b>90.45%</b>
	<b>Over Votes:</b>	<b>2</b>	<b>0.03%</b>	<b>0</b>	<b>0.00%</b>	<b>2</b>	<b>0.02%</b>
	<b>Under Votes:</b>	<b>558</b>	<b>8.41%</b>	<b>677</b>	<b>10.72%</b>	<b>1,235</b>	<b>9.54%</b>
<b>SKAGIT COUNTY SHERIFF, Vote For 1</b>							
DEM	Rick Grimstead	5,609	97.55%	4,026	96.97%	9,635	97.30%
	Write-Ins	141	2.45%	126	3.03%	267	2.70%
	<b>Cast Votes:</b>	<b>5,750</b>	<b>79.16%</b>	<b>4,152</b>	<b>75.67%</b>	<b>9,902</b>	<b>77.66%</b>
	<b>Over Votes:</b>	<b>2</b>	<b>0.03%</b>	<b>0</b>	<b>0.00%</b>	<b>2</b>	<b>0.02%</b>
	<b>Under Votes:</b>	<b>1,512</b>	<b>20.81%</b>	<b>1,335</b>	<b>24.33%</b>	<b>2,847</b>	<b>22.33%</b>



200609290309  
Skagit County Auditor

9/29/2006 Page 10 of 34 3:59PM

**Cumulative Report — Official  
PRIMARY ELECTION — SKAGIT COUNTY WASHINGTON — September 19, 2006**

Page 7 of 30

09/29/2006 11:10 AM

Total Number of Voters : 27,166 of 59,063 = 45.99%

Precincts Reporting 118 of 118 = 100%

Party	Candidate	Election Night Count		Post Election Counts		Total	
<b>SKAGIT COUNTY SHERIFF, Vote For 1</b>							
REP	Dave Corrion	5,181	98.14%	4,732	98.56%	9,913	98.34%
	Write-Ins	98	1.86%	69	1.44%	167	1.66%
	<b>Cast Votes:</b>	<b>5,279</b>	<b>79.60%</b>	<b>4,801</b>	<b>76.00%</b>	<b>10,080</b>	<b>77.84%</b>
	<b>Over Votes:</b>	<b>2</b>	<b>0.03%</b>	<b>0</b>	<b>0.00%</b>	<b>2</b>	<b>0.02%</b>
	<b>Under Votes:</b>	<b>1,351</b>	<b>20.37%</b>	<b>1,516</b>	<b>24.00%</b>	<b>2,867</b>	<b>22.14%</b>
<b>SKAGIT COUNTY TREASURER, Vote For 1</b>							
	No Candidate Filed (W)	0	0.00%	0	0.00%	0	0.00%
	Write-Ins	372	100.00%	273	100.00%	645	100.00%
	<b>Cast Votes:</b>	<b>372</b>	<b>5.12%</b>	<b>273</b>	<b>4.98%</b>	<b>645</b>	<b>5.06%</b>
	<b>Over Votes:</b>	<b>0</b>	<b>0.00%</b>	<b>0</b>	<b>0.00%</b>	<b>0</b>	<b>0.00%</b>
	<b>Under Votes:</b>	<b>6,892</b>	<b>94.88%</b>	<b>5,214</b>	<b>95.02%</b>	<b>12,106</b>	<b>94.94%</b>
<b>SKAGIT COUNTY TREASURER, Vote For 1</b>							
REP	Katie Jungquist	5,322	99.50%	4,801	99.67%	10,123	99.58%
	Write-Ins	27	0.50%	16	0.33%	43	0.42%
	<b>Cast Votes:</b>	<b>5,349</b>	<b>80.65%</b>	<b>4,817</b>	<b>76.25%</b>	<b>10,166</b>	<b>78.51%</b>
	<b>Over Votes:</b>	<b>3</b>	<b>0.05%</b>	<b>0</b>	<b>0.00%</b>	<b>3</b>	<b>0.02%</b>
	<b>Under Votes:</b>	<b>1,280</b>	<b>19.30%</b>	<b>1,500</b>	<b>23.75%</b>	<b>2,780</b>	<b>21.47%</b>
<b>PRECINCT COMMITTEE OFFICER 101, Vote For 1</b>							
DEM	Dwight Washburn	32	100.00%	21	95.45%	53	98.15%
	Write-Ins	0	0.00%	1	4.55%	1	1.85%
	<b>Cast Votes:</b>	<b>32</b>	<b>74.42%</b>	<b>22</b>	<b>75.86%</b>	<b>54</b>	<b>75.00%</b>
	<b>Over Votes:</b>	<b>0</b>	<b>0.00%</b>	<b>0</b>	<b>0.00%</b>	<b>0</b>	<b>0.00%</b>
	<b>Under Votes:</b>	<b>11</b>	<b>25.58%</b>	<b>7</b>	<b>24.14%</b>	<b>18</b>	<b>25.00%</b>
<b>PRECINCT COMMITTEE OFFICER 102, Vote For 1</b>							
DEM	Kathy Reim	38	100.00%	23	100.00%	61	100.00%
	Write-Ins	0	0.00%	0	0.00%	0	0.00%
	<b>Cast Votes:</b>	<b>38</b>	<b>74.51%</b>	<b>23</b>	<b>71.88%</b>	<b>61</b>	<b>73.49%</b>
	<b>Over Votes:</b>	<b>0</b>	<b>0.00%</b>	<b>0</b>	<b>0.00%</b>	<b>0</b>	<b>0.00%</b>
	<b>Under Votes:</b>	<b>13</b>	<b>25.49%</b>	<b>9</b>	<b>28.13%</b>	<b>22</b>	<b>26.51%</b>



200609290309  
Skagit County Auditor

9/29/2006 Page 11 of 34 3:59PM

**Cumulative Report — Official  
PRIMARY ELECTION — SKAGIT COUNTY WASHINGTON — September 19, 2006**

Page 8 of 30

09/29/2006 11:10 AM

Total Number of Voters : 27,166 of 59,063 = 45.99%

Precincts Reporting 118 of 118 = 100%

Party	Candidate	Election Night Count		Post Election Counts		Total	
<b>PRECINCT COMMITTEE OFFICER 104, Vote For 1</b>							
DEM	Margaret Beckett	21	100.00%	9	100.00%	30	100.00%
	Write-Ins	0	0.00%	0	0.00%	0	0.00%
	<b>Cast Votes:</b>	21	77.78%	9	64.29%	30	73.17%
	<b>Over Votes:</b>	0	0.00%	0	0.00%	0	0.00%
	<b>Under Votes:</b>	6	22.22%	5	35.71%	11	26.83%
<b>PRECINCT COMMITTEE OFFICER 105, Vote For 1</b>							
DEM	John W. Garner	44	100.00%	52	100.00%	96	100.00%
	Write-Ins	0	0.00%	0	0.00%	0	0.00%
	<b>Cast Votes:</b>	44	74.58%	52	86.67%	96	80.67%
	<b>Over Votes:</b>	0	0.00%	0	0.00%	0	0.00%
	<b>Under Votes:</b>	15	25.42%	8	13.33%	23	19.33%
<b>PRECINCT COMMITTEE OFFICER 107, Vote For 1</b>							
DEM	Sonjia de Yonge	80	100.00%	52	100.00%	132	100.00%
	Write-Ins	0	0.00%	0	0.00%	0	0.00%
	<b>Cast Votes:</b>	80	87.91%	52	74.29%	132	81.99%
	<b>Over Votes:</b>	0	0.00%	0	0.00%	0	0.00%
	<b>Under Votes:</b>	11	12.09%	18	25.71%	29	18.01%
<b>PRECINCT COMMITTEE OFFICER 110, Vote For 1</b>							
DEM	Linda A. Johnson	88	98.88%	57	98.28%	145	98.64%
	Write-Ins	1	1.12%	1	1.72%	2	1.36%
	<b>Cast Votes:</b>	89	71.77%	58	74.36%	147	72.77%
	<b>Over Votes:</b>	0	0.00%	0	0.00%	0	0.00%
	<b>Under Votes:</b>	35	28.23%	20	25.64%	55	27.23%
<b>PRECINCT COMMITTEE OFFICER 111, Vote For 1</b>							
DEM	Woody Deryckx	14	42.42%	16	38.10%	30	40.00%
DEM	Mike Bauter	19	57.58%	25	59.52%	44	58.67%
	Write-Ins	0	0.00%	1	2.38%	1	1.33%
	<b>Cast Votes:</b>	33	68.75%	42	67.74%	75	68.18%
	<b>Over Votes:</b>	0	0.00%	0	0.00%	0	0.00%
	<b>Under Votes:</b>	15	31.25%	20	32.26%	35	31.82%



200609290309  
Skagit County Auditor

9/29/2006 Page 12 of 34 3:59PM

**Cumulative Report — Official  
PRIMARY ELECTION — SKAGIT COUNTY WASHINGTON — September 19, 2006**

Page 9 of 30

09/29/2006 11:10 AM

Total Number of Voters : 27,166 of 59,063 = 45.99%

Precincts Reporting 118 of 118 = 100%

Party	Candidate	Election Night Count		Post Election Counts		Total	
<b>PRECINCT COMMITTEE OFFICER 113, Vote For 1</b>							
DEM	Ginny Wolff	81	98.78%	74	100.00%	155	99.36%
	Write-Ins	1	1.22%	0	0.00%	1	0.64%
	<b>Cast Votes:</b>	<b>82</b>	<b>73.21%</b>	<b>74</b>	<b>73.27%</b>	<b>156</b>	<b>73.24%</b>
	<b>Over Votes:</b>	<b>0</b>	<b>0.00%</b>	<b>0</b>	<b>0.00%</b>	<b>0</b>	<b>0.00%</b>
	<b>Under Votes:</b>	<b>30</b>	<b>26.79%</b>	<b>27</b>	<b>26.73%</b>	<b>57</b>	<b>26.76%</b>
<b>PRECINCT COMMITTEE OFFICER 116, Vote For 1</b>							
DEM	Richard Austin Sr.	49	100.00%	33	100.00%	82	100.00%
	Write-Ins	0	0.00%	0	0.00%	0	0.00%
	<b>Cast Votes:</b>	<b>49</b>	<b>79.03%</b>	<b>33</b>	<b>70.21%</b>	<b>82</b>	<b>75.23%</b>
	<b>Over Votes:</b>	<b>0</b>	<b>0.00%</b>	<b>0</b>	<b>0.00%</b>	<b>0</b>	<b>0.00%</b>
	<b>Under Votes:</b>	<b>13</b>	<b>20.97%</b>	<b>14</b>	<b>29.79%</b>	<b>27</b>	<b>24.77%</b>
<b>PRECINCT COMMITTEE OFFICER 118, Vote For 1</b>							
DEM	Gerald G. Gould	21	100.00%	34	100.00%	55	100.00%
	Write-Ins	0	0.00%	0	0.00%	0	0.00%
	<b>Cast Votes:</b>	<b>21</b>	<b>80.77%</b>	<b>34</b>	<b>77.27%</b>	<b>55</b>	<b>78.57%</b>
	<b>Over Votes:</b>	<b>0</b>	<b>0.00%</b>	<b>0</b>	<b>0.00%</b>	<b>0</b>	<b>0.00%</b>
	<b>Under Votes:</b>	<b>5</b>	<b>19.23%</b>	<b>10</b>	<b>22.73%</b>	<b>15</b>	<b>21.43%</b>
<b>PRECINCT COMMITTEE OFFICER 119, Vote For 1</b>							
DEM	Paul M. Gonzales	90	100.00%	84	98.82%	174	99.43%
	Write-Ins	0	0.00%	1	1.18%	1	0.57%
	<b>Cast Votes:</b>	<b>90</b>	<b>72.58%</b>	<b>85</b>	<b>65.38%</b>	<b>175</b>	<b>68.90%</b>
	<b>Over Votes:</b>	<b>0</b>	<b>0.00%</b>	<b>0</b>	<b>0.00%</b>	<b>0</b>	<b>0.00%</b>
	<b>Under Votes:</b>	<b>34</b>	<b>27.42%</b>	<b>45</b>	<b>34.62%</b>	<b>79</b>	<b>31.10%</b>
<b>PRECINCT COMMITTEE OFFICER 122, Vote For 1</b>							
DEM	Randy King	43	100.00%	19	90.48%	62	96.88%
	Write-Ins	0	0.00%	2	9.52%	2	3.13%
	<b>Cast Votes:</b>	<b>43</b>	<b>72.88%</b>	<b>21</b>	<b>67.74%</b>	<b>64</b>	<b>71.11%</b>
	<b>Over Votes:</b>	<b>0</b>	<b>0.00%</b>	<b>0</b>	<b>0.00%</b>	<b>0</b>	<b>0.00%</b>
	<b>Under Votes:</b>	<b>16</b>	<b>27.12%</b>	<b>10</b>	<b>32.26%</b>	<b>26</b>	<b>28.89%</b>



200609290309  
Skagit County Auditor

9/29/2006 Page 13 of 34 3:59PM

**Cumulative Report — Official**  
**PRIMARY ELECTION — SKAGIT COUNTY WASHINGTON — September 19, 2006**

Page 10 of 30

09/29/2006 11:10 AM

Total Number of Voters : 27,166 of 59,063 = 45.99%

Precincts Reporting 118 of 118 = 100%

Party	Candidate	Election Night Count	Post Election Counts	Total
-------	-----------	----------------------	----------------------	-------

**PRECINCT COMMITTEE OFFICER 127, Vote For 1**

DEM	Gail Nicolls	114 100.00%	71 100.00%	185 100.00%
	Write-Ins	0 0.00%	0 0.00%	0 0.00%
	<b>Cast Votes:</b>	114 95.00%	71 86.59%	185 91.58%
	<b>Over Votes:</b>	0 0.00%	0 0.00%	0 0.00%
	<b>Under Votes:</b>	6 5.00%	11 13.41%	17 8.42%

**PRECINCT COMMITTEE OFFICER 128, Vote For 1**

DEM	Eric Knudsen	29 96.67%	20 100.00%	49 98.00%
	Write-Ins	1 3.33%	0 0.00%	1 2.00%
	<b>Cast Votes:</b>	30 73.17%	20 74.07%	50 73.53%
	<b>Over Votes:</b>	0 0.00%	0 0.00%	0 0.00%
	<b>Under Votes:</b>	11 26.83%	7 25.93%	18 26.47%

**PRECINCT COMMITTEE OFFICER 129, Vote For 1**


DEM	Eddie S. Gordon	42 100.00%	40 100.00%	82 100.00%
	Write-Ins	0 0.00%	0 0.00%	0 0.00%
	<b>Cast Votes:</b>	42 82.35%	40 86.96%	82 84.54%
	<b>Over Votes:</b>	0 0.00%	0 0.00%	0 0.00%
	<b>Under Votes:</b>	9 17.65%	6 13.04%	15 15.46%

**PRECINCT COMMITTEE OFFICER 132, Vote For 1**

DEM	David Goehring	64 100.00%	43 91.49%	107 96.40%
	Write-Ins	0 0.00%	4 8.51%	4 3.60%
	<b>Cast Votes:</b>	64 76.19%	47 77.05%	111 76.55%
	<b>Over Votes:</b>	0 0.00%	0 0.00%	0 0.00%
	<b>Under Votes:</b>	20 23.81%	14 22.95%	34 23.45%

**PRECINCT COMMITTEE OFFICER 134, Vote For 1**

DEM	Lynn D. Albright	14 58.33%	10 83.33%	24 66.67%
DEM	Paul Vance	10 41.67%	2 16.67%	12 33.33%
	Write-Ins	0 0.00%	0 0.00%	0 0.00%
	<b>Cast Votes:</b>	24 70.59%	12 80.00%	36 73.47%
	<b>Over Votes:</b>	0 0.00%	0 0.00%	0 0.00%
	<b>Under Votes:</b>	10 29.41%	3 20.00%	13 26.53%



**Cumulative Report — Official**  
**PRIMARY ELECTION — SKAGIT COUNTY WASHINGTON — September 19, 2006**

Page 11 of 30

09/29/2006 11:10 AM

Total Number of Voters : 27,166 of 59,063 = 45.99%

Precincts Reporting 118 of 118 = 100%

Party	Candidate	Election Night Count		Post Election Counts		Total	
<b>PRECINCT COMMITTEE OFFICER 139, Vote For 1</b>							
DEM	Don Ambrose	36	100.00%	15	100.00%	51	100.00%
	Write-Ins	0	0.00%	0	0.00%	0	0.00%
	<b>Cast Votes:</b>	36	72.00%	15	75.00%	51	72.86%
	<b>Over Votes:</b>	0	0.00%	0	0.00%	0	0.00%
	<b>Under Votes:</b>	14	28.00%	5	25.00%	19	27.14%
<b>PRECINCT COMMITTEE OFFICER 140, Vote For 1</b>							
DEM	Bill Schwinden	39	97.50%	34	100.00%	73	98.65%
	Write-Ins	1	2.50%	0	0.00%	1	1.35%
	<b>Cast Votes:</b>	40	74.07%	34	75.56%	74	74.75%
	<b>Over Votes:</b>	0	0.00%	0	0.00%	0	0.00%
	<b>Under Votes:</b>	14	25.93%	11	24.44%	25	25.25%
<b>PRECINCT COMMITTEE OFFICER 144, Vote For 1</b>							
DEM	Pat Chaves Pickett	62	100.00%	50	100.00%	112	100.00%
	Write-Ins	0	0.00%	0	0.00%	0	0.00%
	<b>Cast Votes:</b>	62	76.54%	50	79.37%	112	77.78%
	<b>Over Votes:</b>	0	0.00%	0	0.00%	0	0.00%
	<b>Under Votes:</b>	19	23.46%	13	20.63%	32	22.22%
<b>PRECINCT COMMITTEE OFFICER 145, Vote For 1</b>							
DEM	Jim Justice	31	100.00%	25	100.00%	56	100.00%
	Write-Ins	0	0.00%	0	0.00%	0	0.00%
	<b>Cast Votes:</b>	31	79.49%	25	60.98%	56	70.00%
	<b>Over Votes:</b>	0	0.00%	0	0.00%	0	0.00%
	<b>Under Votes:</b>	8	20.51%	16	39.02%	24	30.00%
<b>PRECINCT COMMITTEE OFFICER 147, Vote For 1</b>							
DEM	Roger Estep	43	100.00%	25	100.00%	68	100.00%
	Write-Ins	0	0.00%	0	0.00%	0	0.00%
	<b>Cast Votes:</b>	43	75.44%	25	83.33%	68	78.16%
	<b>Over Votes:</b>	0	0.00%	0	0.00%	0	0.00%
	<b>Under Votes:</b>	14	24.56%	5	16.67%	19	21.84%



200609290309

Skagit County Auditor

**Cumulative Report — Official  
PRIMARY ELECTION — SKAGIT COUNTY WASHINGTON — September 19, 2006**

Page 12 of 30

09/29/2006 11:10 AM

Total Number of Voters : 27,166 of 59,063 = 45.99%

Precincts Reporting 118 of 118 = 100%

Party	Candidate	Election Night Count		Post Election Counts		Total	
<b>PRECINCT COMMITTEE OFFICER 148, Vote For 1</b>							
DEM	Robert "Woody" Woodson	59	100.00%	53	100.00%	112	100.00%
	Write-Ins	0	0.00%	0	0.00%	0	0.00%
	<b>Cast Votes:</b>	59	71.08%	53	75.71%	112	73.20%
	<b>Over Votes:</b>	0	0.00%	0	0.00%	0	0.00%
	<b>Under Votes:</b>	24	28.92%	17	24.29%	41	26.80%
<b>PRECINCT COMMITTEE OFFICER 149, Vote For 1</b>							
DEM	Herman D. Bales	73	100.00%	49	100.00%	122	100.00%
	Write-Ins	0	0.00%	0	0.00%	0	0.00%
	<b>Cast Votes:</b>	73	82.02%	49	73.13%	122	78.21%
	<b>Over Votes:</b>	0	0.00%	0	0.00%	0	0.00%
	<b>Under Votes:</b>	16	17.98%	18	26.87%	34	21.79%
<b>PRECINCT COMMITTEE OFFICER 153, Vote For 1</b>							
DEM	Lenee Edwards	92	100.00%	44	97.78%	136	99.27%
	Write-Ins	0	0.00%	1	2.22%	1	0.73%
	<b>Cast Votes:</b>	92	85.98%	45	68.18%	137	79.19%
	<b>Over Votes:</b>	0	0.00%	0	0.00%	0	0.00%
	<b>Under Votes:</b>	15	14.02%	21	31.82%	36	20.81%
<b>PRECINCT COMMITTEE OFFICER 154, Vote For 1</b>							
DEM	J. Arn Thoreen	29	93.55%	24	100.00%	53	96.36%
	Write-Ins	2	6.45%	0	0.00%	2	3.64%
	<b>Cast Votes:</b>	31	77.50%	24	75.00%	55	76.39%
	<b>Over Votes:</b>	0	0.00%	0	0.00%	0	0.00%
	<b>Under Votes:</b>	9	22.50%	8	25.00%	17	23.61%
<b>PRECINCT COMMITTEE OFFICER 155, Vote For 1</b>							
DEM	Virginia "Ginny" Good	71	97.26%	45	93.75%	116	95.87%
	Write-Ins	2	2.74%	3	6.25%	5	4.13%
	<b>Cast Votes:</b>	73	77.66%	48	68.57%	121	73.78%
	<b>Over Votes:</b>	0	0.00%	0	0.00%	0	0.00%
	<b>Under Votes:</b>	21	22.34%	22	31.43%	43	26.22%



200609290309

Skagit County Auditor



**Cumulative Report — Official  
PRIMARY ELECTION — SKAGIT COUNTY WASHINGTON — September 19, 2006**

Page 13 of 30

09/29/2006 11:10 AM

Total Number of Voters : 27,166 of 59,063 = 45.99%

Precincts Reporting 118 of 118 = 100%

Party	Candidate	Election Night Count	Post Election Counts	Total
-------	-----------	----------------------	----------------------	-------

**PRECINCT COMMITTEE OFFICER 156, Vote For 1**

DEM	Gary Herrick	44 100.00%	26 100.00%	70 100.00%
	Write-Ins	0 0.00%	0 0.00%	0 0.00%
	<b>Cast Votes:</b>	44 66.67%	26 55.32%	70 61.95%
	<b>Over Votes:</b>	0 0.00%	0 0.00%	0 0.00%
	<b>Under Votes:</b>	22 33.33%	21 44.68%	43 38.05%

**PRECINCT COMMITTEE OFFICER 157, Vote For 1**

DEM	Joanne M. Odegaard	27 100.00%	15 100.00%	42 100.00%
	Write-Ins	0 0.00%	0 0.00%	0 0.00%
	<b>Cast Votes:</b>	27 81.82%	15 83.33%	42 82.35%
	<b>Over Votes:</b>	0 0.00%	0 0.00%	0 0.00%
	<b>Under Votes:</b>	6 18.18%	3 16.67%	9 17.65%

**PRECINCT COMMITTEE OFFICER 158, Vote For 1**

DEM	Doreen K. Dunton	70 100.00%	84 100.00%	154 100.00%
	Write-Ins	0 0.00%	0 0.00%	0 0.00%
	<b>Cast Votes:</b>	70 78.65%	84 82.35%	154 80.63%
	<b>Over Votes:</b>	0 0.00%	0 0.00%	0 0.00%
	<b>Under Votes:</b>	19 21.35%	18 17.65%	37 19.37%

**PRECINCT COMMITTEE OFFICER 159, Vote For 1**

DEM	Alice Fitzgerald	93 98.94%	56 100.00%	149 99.33%
	Write-Ins	1 1.06%	0 0.00%	1 0.67%
	<b>Cast Votes:</b>	94 66.20%	56 65.88%	150 66.08%
	<b>Over Votes:</b>	0 0.00%	0 0.00%	0 0.00%
	<b>Under Votes:</b>	48 33.80%	29 34.12%	77 33.92%

**PRECINCT COMMITTEE OFFICER 160, Vote For 1**

DEM	Craig E. Mitcham	25 96.15%	26 100.00%	51 98.08%
	Write-Ins	1 3.85%	0 0.00%	1 1.92%
	<b>Cast Votes:</b>	26 65.00%	26 76.47%	52 70.27%
	<b>Over Votes:</b>	0 0.00%	0 0.00%	0 0.00%
	<b>Under Votes:</b>	14 35.00%	8 23.53%	22 29.73%



200609290309  
Skagit County Auditor

**Cumulative Report — Official  
PRIMARY ELECTION — SKAGIT COUNTY WASHINGTON — September 19, 2006**

Page 14 of 30

09/29/2006 11:10 AM

Total Number of Voters : 27,166 of 59,063 = 45.99%

Precincts Reporting 118 of 118 = 100%

Party	Candidate	Election Night Count		Post Election Counts		Total	
-------	-----------	----------------------	--	----------------------	--	-------	--

**PRECINCT COMMITTEE OFFICER 164, Vote For 1**

DEM	Keith Rubin	82	100.00%	43	100.00%	125	100.00%
	Write-Ins	0	0.00%	0	0.00%	0	0.00%
	<b>Cast Votes:</b>	82	80.39%	43	75.44%	125	78.62%
	<b>Over Votes:</b>	0	0.00%	0	0.00%	0	0.00%
	<b>Under Votes:</b>	20	19.61%	14	24.56%	34	21.38%

**PRECINCT COMMITTEE OFFICER 165, Vote For 1**

DEM	Steve Crider	15	93.75%	8	100.00%	23	95.83%
	Write-Ins	1	6.25%	0	0.00%	1	4.17%
	<b>Cast Votes:</b>	16	76.19%	8	61.54%	24	70.59%
	<b>Over Votes:</b>	0	0.00%	0	0.00%	0	0.00%
	<b>Under Votes:</b>	5	23.81%	5	38.46%	10	29.41%

**PRECINCT COMMITTEE OFFICER 166, Vote For 1**

DEM	David Manier	56	100.00%	28	100.00%	84	100.00%
	Write-Ins	0	0.00%	0	0.00%	0	0.00%
	<b>Cast Votes:</b>	56	86.15%	28	65.12%	84	77.78%
	<b>Over Votes:</b>	0	0.00%	0	0.00%	0	0.00%
	<b>Under Votes:</b>	9	13.85%	15	34.88%	24	22.22%

**PRECINCT COMMITTEE OFFICER 172, Vote For 1**

DEM	Debra L. Lisser	41	100.00%	20	95.24%	61	98.39%
	Write-Ins	0	0.00%	1	4.76%	1	1.61%
	<b>Cast Votes:</b>	41	89.13%	21	87.50%	62	88.57%
	<b>Over Votes:</b>	0	0.00%	0	0.00%	0	0.00%
	<b>Under Votes:</b>	5	10.87%	3	12.50%	8	11.43%

**PRECINCT COMMITTEE OFFICER 201, Vote For 1**

DEM	Marcia Taylor	70	100.00%	40	100.00%	110	100.00%
	Write-Ins	0	0.00%	0	0.00%	0	0.00%
	<b>Cast Votes:</b>	70	79.55%	40	78.43%	110	79.14%
	<b>Over Votes:</b>	0	0.00%	0	0.00%	0	0.00%
	<b>Under Votes:</b>	18	20.45%	11	21.57%	29	20.86%



200609290309

Skagit County Auditor

9/29/2006 Page 18 of 34 3:59PM

**Cumulative Report — Official  
PRIMARY ELECTION — SKAGIT COUNTY WASHINGTON — September 19, 2006**

Page 15 of 30

09/29/2006 11:10 AM

Total Number of Voters : 27,166 of 59,063 = 45.99%

Precincts Reporting 118 of 118 = 100%

Party	Candidate	Election Night Count	Post Election Counts	Total
-------	-----------	----------------------	----------------------	-------

**PRECINCT COMMITTEE OFFICER 206, Vote For 1**

DEM	David B. Allen	65 98.48%	40 97.56%	105 98.13%
	Write-Ins	1 1.52%	1 2.44%	2 1.87%
	<b>Cast Votes:</b>	66 77.65%	41 74.55%	107 76.43%
	<b>Over Votes:</b>	0 0.00%	0 0.00%	0 0.00%
	<b>Under Votes:</b>	19 22.35%	14 25.45%	33 23.57%

**PRECINCT COMMITTEE OFFICER 207, Vote For 1**

DEM	Sara K. Holahan	125 100.00%	80 97.56%	205 99.03%
	Write-Ins	0 0.00%	2 2.44%	2 0.97%
	<b>Cast Votes:</b>	125 80.13%	82 75.93%	207 78.41%
	<b>Over Votes:</b>	0 0.00%	0 0.00%	0 0.00%
	<b>Under Votes:</b>	31 19.87%	26 24.07%	57 21.59%

**PRECINCT COMMITTEE OFFICER 211, Vote For 1**

DEM	Patricia P. Santangelo	112 100.00%	66 98.51%	178 99.44%
	Write-Ins	0 0.00%	1 1.49%	1 0.56%
	<b>Cast Votes:</b>	112 80.00%	67 83.75%	179 81.36%
	<b>Over Votes:</b>	0 0.00%	0 0.00%	0 0.00%
	<b>Under Votes:</b>	28 20.00%	13 16.25%	41 18.64%

**PRECINCT COMMITTEE OFFICER 217, Vote For 1**

DEM	Maureen A. Couplin	123 99.19%	90 97.83%	213 98.61%
	Write-Ins	1 0.81%	2 2.17%	3 1.39%
	<b>Cast Votes:</b>	124 76.54%	92 73.60%	216 75.26%
	<b>Over Votes:</b>	0 0.00%	0 0.00%	0 0.00%
	<b>Under Votes:</b>	38 23.46%	33 26.40%	71 24.74%

**PRECINCT COMMITTEE OFFICER 220, Vote For 1**

DEM	James Eberhardt	84 100.00%	62 100.00%	146 100.00%
	Write-Ins	0 0.00%	0 0.00%	0 0.00%
	<b>Cast Votes:</b>	84 73.68%	62 76.54%	146 74.87%
	<b>Over Votes:</b>	0 0.00%	0 0.00%	0 0.00%
	<b>Under Votes:</b>	30 26.32%	19 23.46%	49 25.13%



200609290309  
Skagit County Auditor

**Cumulative Report — Official  
PRIMARY ELECTION — SKAGIT COUNTY WASHINGTON — September 19, 2006**

Page 16 of 30

09/29/2006 11:10 AM

Total Number of Voters : 27,166 of 59,063 = 45.99%

Precincts Reporting 118 of 118 = 100%

Party	Candidate	Election Night Count		Post Election Counts		Total	
<b>PRECINCT COMMITTEE OFFICER 221, Vote For 1</b>							
DEM	Karen M. Hall	129	100.00%	105	100.00%	234	100.00%
	Write-Ins	0	0.00%	0	0.00%	0	0.00%
	<b>Cast Votes:</b>	<b>129</b>	<b>80.12%</b>	<b>105</b>	<b>80.77%</b>	<b>234</b>	<b>80.41%</b>
	<b>Over Votes:</b>	<b>0</b>	<b>0.00%</b>	<b>0</b>	<b>0.00%</b>	<b>0</b>	<b>0.00%</b>
	<b>Under Votes:</b>	<b>32</b>	<b>19.88%</b>	<b>25</b>	<b>19.23%</b>	<b>57</b>	<b>19.59%</b>
<b>PRECINCT COMMITTEE OFFICER 224, Vote For 1</b>							
DEM	Rita Sullivan	108	100.00%	116	100.00%	224	100.00%
	Write-Ins	0	0.00%	0	0.00%	0	0.00%
	<b>Cast Votes:</b>	<b>108</b>	<b>75.52%</b>	<b>116</b>	<b>71.60%</b>	<b>224</b>	<b>73.44%</b>
	<b>Over Votes:</b>	<b>0</b>	<b>0.00%</b>	<b>0</b>	<b>0.00%</b>	<b>0</b>	<b>0.00%</b>
	<b>Under Votes:</b>	<b>35</b>	<b>24.48%</b>	<b>46</b>	<b>28.40%</b>	<b>81</b>	<b>26.56%</b>
<b>PRECINCT COMMITTEE OFFICER 301, Vote For 1</b>							
DEM	David Howson	28	100.00%	20	100.00%	48	100.00%
	Write-Ins	0	0.00%	0	0.00%	0	0.00%
	<b>Cast Votes:</b>	<b>28</b>	<b>90.32%</b>	<b>20</b>	<b>95.24%</b>	<b>48</b>	<b>92.31%</b>
	<b>Over Votes:</b>	<b>0</b>	<b>0.00%</b>	<b>0</b>	<b>0.00%</b>	<b>0</b>	<b>0.00%</b>
	<b>Under Votes:</b>	<b>3</b>	<b>9.68%</b>	<b>1</b>	<b>4.76%</b>	<b>4</b>	<b>7.69%</b>
<b>PRECINCT COMMITTEE OFFICER 303, Vote For 1</b>							
DEM	Mary B. Unser	88	100.00%	38	100.00%	126	100.00%
	Write-Ins	0	0.00%	0	0.00%	0	0.00%
	<b>Cast Votes:</b>	<b>88</b>	<b>83.81%</b>	<b>38</b>	<b>71.70%</b>	<b>126</b>	<b>79.75%</b>
	<b>Over Votes:</b>	<b>0</b>	<b>0.00%</b>	<b>0</b>	<b>0.00%</b>	<b>0</b>	<b>0.00%</b>
	<b>Under Votes:</b>	<b>17</b>	<b>16.19%</b>	<b>15</b>	<b>28.30%</b>	<b>32</b>	<b>20.25%</b>
<b>PRECINCT COMMITTEE OFFICER 306, Vote For 1</b>							
DEM	Joe Bowen	67	100.00%	67	100.00%	134	100.00%
	Write-Ins	0	0.00%	0	0.00%	0	0.00%
	<b>Cast Votes:</b>	<b>67</b>	<b>88.16%</b>	<b>67</b>	<b>85.90%</b>	<b>134</b>	<b>87.01%</b>
	<b>Over Votes:</b>	<b>0</b>	<b>0.00%</b>	<b>0</b>	<b>0.00%</b>	<b>0</b>	<b>0.00%</b>
	<b>Under Votes:</b>	<b>9</b>	<b>11.84%</b>	<b>11</b>	<b>14.10%</b>	<b>20</b>	<b>12.99%</b>



200609290309  
Skagit County Auditor

**Cumulative Report — Official  
PRIMARY ELECTION — SKAGIT COUNTY WASHINGTON — September 19, 2006**

Page 17 of 30

09/29/2006 11:10 AM

Total Number of Voters : 27,166 of 59,063 = 45.99%

Precincts Reporting 118 of 118 = 100%

Party	Candidate	Election Night Count	Post Election Counts	Total
-------	-----------	----------------------	----------------------	-------

**PRECINCT COMMITTEE OFFICER 307, Vote For 1**

DEM	Shirley A. Viscalla	69 97.18%	75 100.00%	144 98.63%
	Write-Ins	2 2.82%	0 0.00%	2 1.37%
	<b>Cast Votes:</b>	71 74.74%	75 73.53%	146 74.11%
	<b>Over Votes:</b>	0 0.00%	0 0.00%	0 0.00%
	<b>Under Votes:</b>	24 25.26%	27 26.47%	51 25.89%

**PRECINCT COMMITTEE OFFICER 308, Vote For 1**

DEM	Maura Martin	118 100.00%	48 97.96%	166 99.40%
	Write-Ins	0 0.00%	1 2.04%	1 0.60%
	<b>Cast Votes:</b>	118 82.52%	49 74.24%	167 79.90%
	<b>Over Votes:</b>	0 0.00%	0 0.00%	0 0.00%
	<b>Under Votes:</b>	25 17.48%	17 25.76%	42 20.10%

**PRECINCT COMMITTEE OFFICER 309, Vote For 1**

DEM	Patricia Laughlin	34 100.00%	30 100.00%	64 100.00%
	Write-Ins	0 0.00%	0 0.00%	0 0.00%
	<b>Cast Votes:</b>	34 80.95%	30 76.92%	64 79.01%
	<b>Over Votes:</b>	0 0.00%	0 0.00%	0 0.00%
	<b>Under Votes:</b>	8 19.05%	9 23.08%	17 20.99%

**PRECINCT COMMITTEE OFFICER 314, Vote For 1**

DEM	Glenn W. Bordner	141 99.30%	67 100.00%	208 99.52%
	Write-Ins	1 0.70%	0 0.00%	1 0.48%
	<b>Cast Votes:</b>	142 80.68%	67 84.81%	209 81.96%
	<b>Over Votes:</b>	0 0.00%	0 0.00%	0 0.00%
	<b>Under Votes:</b>	34 19.32%	12 15.19%	46 18.04%

**PRECINCT COMMITTEE OFFICER 316, Vote For 1**

DEM	Arthur Gallegos	91 95.79%	59 96.72%	150 96.15%
	Write-Ins	4 4.21%	2 3.28%	6 3.85%
	<b>Cast Votes:</b>	95 73.64%	61 70.11%	156 72.22%
	<b>Over Votes:</b>	0 0.00%	0 0.00%	0 0.00%
	<b>Under Votes:</b>	34 26.36%	26 29.89%	60 27.78%



200609290309  
Skagit County Auditor

9/29/2006 Page 21 of 34 3:59PM

**Cumulative Report — Official  
PRIMARY ELECTION — SKAGIT COUNTY WASHINGTON — September 19, 2006**

Page 18 of 30

09/29/2006 11:10 AM

Total Number of Voters : 27,166 of 59,063 = 45.99%

Precincts Reporting 118 of 118 = 100%

Party	Candidate	Election Night Count		Post Election Counts		Total	
<b>PRECINCT COMMITTEE OFFICER 321, Vote For 1</b>							
DEM	Peter D. Chpalla	86	100.00%	83	100.00%	169	100.00%
	Write-Ins	0	0.00%	0	0.00%	0	0.00%
	<b>Cast Votes:</b>	86	80.37%	83	74.77%	169	77.52%
	<b>Over Votes:</b>	0	0.00%	0	0.00%	0	0.00%
	<b>Under Votes:</b>	21	19.63%	28	25.23%	49	22.48%
<b>PRECINCT COMMITTEE OFFICER 322, Vote For 1</b>							
DEM	Lezlie D. McDaniel	55	100.00%	45	100.00%	100	100.00%
	Write-Ins	0	0.00%	0	0.00%	0	0.00%
	<b>Cast Votes:</b>	55	64.71%	45	73.77%	100	68.49%
	<b>Over Votes:</b>	0	0.00%	0	0.00%	0	0.00%
	<b>Under Votes:</b>	30	35.29%	16	26.23%	46	31.51%
<b>PRECINCT COMMITTEE OFFICER 328, Vote For 1</b>							
DEM	Erna Berghuys	8	100.00%	18	100.00%	26	100.00%
	Write-Ins	0	0.00%	0	0.00%	0	0.00%
	<b>Cast Votes:</b>	8	100.00%	18	78.26%	26	83.87%
	<b>Over Votes:</b>	0	0.00%	0	0.00%	0	0.00%
	<b>Under Votes:</b>	0	0.00%	5	21.74%	5	16.13%
<b>PRECINCT COMMITTEE OFFICER 401, Vote For 1</b>							
DEM	Judith Dunn Lee	42	100.00%	28	100.00%	70	100.00%
	Write-Ins	0	0.00%	0	0.00%	0	0.00%
	<b>Cast Votes:</b>	42	65.63%	28	73.68%	70	68.63%
	<b>Over Votes:</b>	0	0.00%	0	0.00%	0	0.00%
	<b>Under Votes:</b>	22	34.38%	10	26.32%	32	31.37%
<b>PRECINCT COMMITTEE OFFICER 402, Vote For 1</b>							
DEM	EvaLynn Marie Perry	54	98.18%	45	100.00%	99	99.00%
	Write-Ins	1	1.82%	0	0.00%	1	1.00%
	<b>Cast Votes:</b>	55	78.57%	45	68.18%	100	73.53%
	<b>Over Votes:</b>	0	0.00%	0	0.00%	0	0.00%
	<b>Under Votes:</b>	15	21.43%	21	31.82%	36	26.47%



200609290309  
Skagit County Auditor

**Cumulative Report — Official  
PRIMARY ELECTION — SKAGIT COUNTY WASHINGTON — September 19, 2006**


Page 19 of 30

09/29/2006 11:10 AM

Total Number of Voters : 27,166 of 59,063 = 45.99%

Precincts Reporting 118 of 118 = 100%

Party	Candidate	Election Night Count		Post Election Counts		Total	
<b>PRECINCT COMMITTEE OFFICER 404, Vote For 1</b>							
DEM	Katherine Chaplin	60	100.00%	61	100.00%	121	100.00%
	Write-Ins	0	0.00%	0	0.00%	0	0.00%
	<b>Cast Votes:</b>	60	72.29%	61	68.54%	121	70.35%
	<b>Over Votes:</b>	1	1.20%	0	0.00%	1	0.58%
	<b>Under Votes:</b>	22	26.51%	28	31.46%	50	29.07%
<b>PRECINCT COMMITTEE OFFICER 405, Vote For 1</b>							
DEM	Josie A. Hedgpeth	88	100.00%	65	100.00%	153	100.00%
	Write-Ins	0	0.00%	0	0.00%	0	0.00%
	<b>Cast Votes:</b>	88	70.40%	65	65.00%	153	68.00%
	<b>Over Votes:</b>	0	0.00%	0	0.00%	0	0.00%
	<b>Under Votes:</b>	37	29.60%	35	35.00%	72	32.00%
<b>PRECINCT COMMITTEE OFFICER 406, Vote For 1</b>							
DEM	Donna Lynn Davison	64	100.00%	30	100.00%	94	100.00%
	Write-Ins	0	0.00%	0	0.00%	0	0.00%
	<b>Cast Votes:</b>	64	71.11%	30	63.83%	94	68.61%
	<b>Over Votes:</b>	0	0.00%	0	0.00%	0	0.00%
	<b>Under Votes:</b>	26	28.89%	17	36.17%	43	31.39%
<b>PRECINCT COMMITTEE OFFICER 501, Vote For 1</b>							
DEM	Larry W. Edwards	31	100.00%	29	100.00%	60	100.00%
	Write-Ins	0	0.00%	0	0.00%	0	0.00%
	<b>Cast Votes:</b>	31	79.49%	29	69.05%	60	74.07%
	<b>Over Votes:</b>	0	0.00%	0	0.00%	0	0.00%
	<b>Under Votes:</b>	8	20.51%	13	30.95%	21	25.93%
<b>PRECINCT COMMITTEE OFFICER 503, Vote For 1</b>							
DEM	Geraldine (Geri) Hofer	23	100.00%	9	100.00%	32	100.00%
	Write-Ins	0	0.00%	0	0.00%	0	0.00%
	<b>Cast Votes:</b>	23	76.67%	9	81.82%	32	78.05%
	<b>Over Votes:</b>	0	0.00%	0	0.00%	0	0.00%
	<b>Under Votes:</b>	7	23.33%	2	18.18%	9	21.95%



200609290309  
Skagit County Auditor

9/29/2006 Page 23 of 34 3:59PM

**Cumulative Report — Official  
PRIMARY ELECTION — SKAGIT COUNTY WASHINGTON — September 19, 2006**

Total Number of Voters : 27,166 of 59,063 = 45.99%

Precincts Reporting 118 of 118 = 100%

Party	Candidate	Election Night Count	Post Election Counts	Total
-------	-----------	----------------------	----------------------	-------

**PRECINCT COMMITTEE OFFICER 505, Vote For 1**

DEM	Arnold J. (Jim) Byron	65 100.00%	46 97.87%	111 99.11%
	Write-Ins	0 0.00%	1 2.13%	1 0.89%
	<b>Cast Votes:</b>	65 75.58%	47 75.81%	112 75.68%
	<b>Over Votes:</b>	0 0.00%	0 0.00%	0 0.00%
	<b>Under Votes:</b>	21 24.42%	15 24.19%	36 24.32%

**PRECINCT COMMITTEE OFFICER 506, Vote For 1**

DEM	Tonya Bleche	27 96.43%	29 100.00%	56 98.25%
	Write-Ins	1 3.57%	0 0.00%	1 1.75%
	<b>Cast Votes:</b>	28 80.00%	29 85.29%	57 82.61%
	<b>Over Votes:</b>	0 0.00%	0 0.00%	0 0.00%
	<b>Under Votes:</b>	7 20.00%	5 14.71%	12 17.39%

**PRECINCT COMMITTEE OFFICER 801, Vote For 1**

DEM	Lona Wilbur	54 94.74%	70 95.89%	124 95.38%
	Write-Ins	3 5.26%	3 4.11%	6 4.62%
	<b>Cast Votes:</b>	57 75.00%	73 76.84%	130 76.02%
	<b>Over Votes:</b>	0 0.00%	0 0.00%	0 0.00%
	<b>Under Votes:</b>	19 25.00%	22 23.16%	41 23.98%

**PRECINCT COMMITTEE OFFICER 855, Vote For 1**

DEM	Bud Meyers	13 100.00%	9 100.00%	22 100.00%
	Write-Ins	0 0.00%	0 0.00%	0 0.00%
	<b>Cast Votes:</b>	13 86.67%	9 75.00%	22 81.48%
	<b>Over Votes:</b>	0 0.00%	0 0.00%	0 0.00%
	<b>Under Votes:</b>	2 13.33%	3 25.00%	5 18.52%

**PRECINCT COMMITTEE OFFICER, Vote For 1**

	No Candidate Filed (W)	0 0.00%	0 0.00%	0 0.00%
	Write-Ins	85 100.00%	64 100.00%	149 100.00%
	<b>Cast Votes:</b>	85 4.14%	64 4.20%	149 4.17%
	<b>Over Votes:</b>	0 0.00%	0 0.00%	0 0.00%
	<b>Under Votes:</b>	1,966 95.86%	1,459 95.80%	3,425 95.83%



200609290309

Skagit County Auditor



**Cumulative Report — Official  
PRIMARY ELECTION — SKAGIT COUNTY WASHINGTON — September 19, 2006**

Page 21 of 30

09/29/2006 11:10 AM

Total Number of Voters : 27,166 of 59,063 = 45.99%

Precincts Reporting 118 of 118 = 100%

Party	Candidate	Election Night Count	Post Election Counts	Total
-------	-----------	----------------------	----------------------	-------

**PRECINCT COMMITTEE OFFICER 102, Vote For 1**

REP	Tracy Lynn Korhuis	25 100.00%	35 100.00%	60 100.00%
	Write-Ins	0 0.00%	0 0.00%	0 0.00%
	<b>Cast Votes:</b>	25 75.76%	35 68.63%	60 71.43%
	<b>Over Votes:</b>	0 0.00%	0 0.00%	0 0.00%
	<b>Under Votes:</b>	8 24.24%	16 31.37%	24 28.57%

**PRECINCT COMMITTEE OFFICER 103, Vote For 1**

REP	Ernest Dahl	36 100.00%	41 100.00%	77 100.00%
	Write-Ins	0 0.00%	0 0.00%	0 0.00%
	<b>Cast Votes:</b>	36 66.67%	41 80.39%	77 73.33%
	<b>Over Votes:</b>	0 0.00%	0 0.00%	0 0.00%
	<b>Under Votes:</b>	18 33.33%	10 19.61%	28 26.67%

**PRECINCT COMMITTEE OFFICER 107, Vote For 1**

REP	Jan O'Connor Brovan	45 95.74%	29 93.55%	74 94.87%
	Write-Ins	2 4.26%	2 6.45%	4 5.13%
	<b>Cast Votes:</b>	47 69.12%	31 64.58%	78 67.24%
	<b>Over Votes:</b>	0 0.00%	0 0.00%	0 0.00%
	<b>Under Votes:</b>	21 30.88%	17 35.42%	38 32.76%

**PRECINCT COMMITTEE OFFICER 108, Vote For 1**

REP	Roger E. Pederson	41 89.13%	37 92.50%	78 90.70%
	Write-Ins	5 10.87%	3 7.50%	8 9.30%
	<b>Cast Votes:</b>	46 63.01%	40 70.18%	86 66.15%
	<b>Over Votes:</b>	0 0.00%	0 0.00%	0 0.00%
	<b>Under Votes:</b>	27 36.99%	17 29.82%	44 33.85%

**PRECINCT COMMITTEE OFFICER 110, Vote For 1**

REP	Ronald Lee Wortham	93 100.00%	80 98.77%	173 99.43%
	Write-Ins	0 0.00%	1 1.23%	1 0.57%
	<b>Cast Votes:</b>	93 76.23%	81 81.82%	174 78.73%
	<b>Over Votes:</b>	0 0.00%	0 0.00%	0 0.00%
	<b>Under Votes:</b>	29 23.77%	18 18.18%	47 21.27%

  
 200609290309  
 Skagit County Auditor  
 9/29/2006 Page 25 of 34 3:59PM

**Cumulative Report — Official  
PRIMARY ELECTION — SKAGIT COUNTY WASHINGTON — September 19, 2006**

Page 22 of 30

09/29/2006 11:10 AM

Total Number of Voters : 27,166 of 59,063 = 45.99%

Precincts Reporting 118 of 118 = 100%

Party	Candidate	Election Night Count		Post Election Counts		Total	
-------	-----------	----------------------	--	----------------------	--	-------	--

**PRECINCT COMMITTEE OFFICER 113, Vote For 1**

REP	Tom Seguine	51	94.44%	48	94.12%	99	94.29%
	Write-Ins	3	5.56%	3	5.88%	6	5.71%
<b>Cast Votes:</b>		54	62.79%	51	56.04%	105	59.32%
<b>Over Votes:</b>		0	0.00%	0	0.00%	0	0.00%
<b>Under Votes:</b>		32	37.21%	40	43.96%	72	40.68%

**PRECINCT COMMITTEE OFFICER 115, Vote For 1**

REP	Kimberly W. Rudy	26	100.00%	19	100.00%	45	100.00%
	Write-Ins	0	0.00%	0	0.00%	0	0.00%
<b>Cast Votes:</b>		26	63.41%	19	65.52%	45	64.29%
<b>Over Votes:</b>		0	0.00%	0	0.00%	0	0.00%
<b>Under Votes:</b>		15	36.59%	10	34.48%	25	35.71%

**PRECINCT COMMITTEE OFFICER 117, Vote For 1**

REP	Dorothy Ann Piazza	46	100.00%	44	100.00%	90	100.00%
	Write-Ins	0	0.00%	0	0.00%	0	0.00%
<b>Cast Votes:</b>		46	76.67%	44	74.58%	90	75.63%
<b>Over Votes:</b>		0	0.00%	0	0.00%	0	0.00%
<b>Under Votes:</b>		14	23.33%	15	25.42%	29	24.37%

**PRECINCT COMMITTEE OFFICER 119, Vote For 1**

REP	Ann Marie Humphreys	78	100.00%	97	100.00%	175	100.00%
	Write-Ins	0	0.00%	0	0.00%	0	0.00%
<b>Cast Votes:</b>		78	75.73%	97	75.19%	175	75.43%
<b>Over Votes:</b>		0	0.00%	0	0.00%	0	0.00%
<b>Under Votes:</b>		25	24.27%	32	24.81%	57	24.57%

**PRECINCT COMMITTEE OFFICER 121, Vote For 1**

REP	Nancy L. Oczkewicz	12	100.00%	21	100.00%	33	100.00%
	Write-Ins	0	0.00%	0	0.00%	0	0.00%
<b>Cast Votes:</b>		12	80.00%	21	67.74%	33	71.74%
<b>Over Votes:</b>		0	0.00%	0	0.00%	0	0.00%
<b>Under Votes:</b>		3	20.00%	10	32.26%	13	28.26%



200609290309  
Skagit County Auditor

**Cumulative Report — Official  
PRIMARY ELECTION — SKAGIT COUNTY WASHINGTON — September 19, 2006**

Page 23 of 30

09/29/2006 11:10 AM

Total Number of Voters : 27,166 of 59,063 = 45.99%

Precincts Reporting 118 of 118 = 100%

Party	Candidate	Election Night Count	Post Election Counts	Total
-------	-----------	----------------------	----------------------	-------

**PRECINCT COMMITTEE OFFICER 122, Vote For 1**

REP	Mark Hurd	32 100.00%	28 96.55%	60 98.36%
	Write-Ins	0 0.00%	1 3.45%	1 1.64%
	<b>Cast Votes:</b>	32 52.46%	29 56.86%	61 54.46%
	<b>Over Votes:</b>	0 0.00%	0 0.00%	0 0.00%
	<b>Under Votes:</b>	29 47.54%	22 43.14%	51 45.54%

**PRECINCT COMMITTEE OFFICER 125, Vote For 1**

REP	Dan Vandenburg	96 100.00%	83 98.81%	179 99.44%
	Write-Ins	0 0.00%	1 1.19%	1 0.56%
	<b>Cast Votes:</b>	96 76.80%	84 84.85%	180 80.36%
	<b>Over Votes:</b>	0 0.00%	0 0.00%	0 0.00%
	<b>Under Votes:</b>	29 23.20%	15 15.15%	44 19.64%

**PRECINCT COMMITTEE OFFICER 126, Vote For 1**

REP	Susan K. Denham	102 99.03%	86 100.00%	188 99.47%
	Write-Ins	1 0.97%	0 0.00%	1 0.53%
	<b>Cast Votes:</b>	103 72.03%	86 70.49%	189 71.32%
	<b>Over Votes:</b>	0 0.00%	0 0.00%	0 0.00%
	<b>Under Votes:</b>	40 27.97%	36 29.51%	76 28.68%

**PRECINCT COMMITTEE OFFICER 127, Vote For 1**

REP	Allen A. Bush Jr.	54 98.18%	41 100.00%	95 98.96%
	Write-Ins	1 1.82%	0 0.00%	1 1.04%
	<b>Cast Votes:</b>	55 91.67%	41 80.39%	96 86.49%
	<b>Over Votes:</b>	0 0.00%	0 0.00%	0 0.00%
	<b>Under Votes:</b>	5 8.33%	10 19.61%	15 13.51%

**PRECINCT COMMITTEE OFFICER 129, Vote For 1**

REP	John Fishbourne	35 97.22%	37 100.00%	72 98.63%
	Write-Ins	1 2.78%	0 0.00%	1 1.37%
	<b>Cast Votes:</b>	36 78.26%	37 67.27%	73 72.28%
	<b>Over Votes:</b>	0 0.00%	0 0.00%	0 0.00%
	<b>Under Votes:</b>	10 21.74%	18 32.73%	28 27.72%



200609290309  
Skagit County Auditor

**Cumulative Report — Official**  
**PRIMARY ELECTION — SKAGIT COUNTY WASHINGTON — September 19, 2006**

Page 24 of 30

09/29/2006 11:10 AM

Total Number of Voters : 27,166 of 59,063 = 45.99%

Precincts Reporting 118 of 118 = 100%

Party	Candidate	Election Night Count	Post Election Counts	Total
-------	-----------	----------------------	----------------------	-------

**PRECINCT COMMITTEE OFFICER 130, Vote For 1**

REP	Dennis Gwin	35 100.00%	24 100.00%	59 100.00%
	Write-Ins	0 0.00%	0 0.00%	0 0.00%
	<b>Cast Votes:</b>	35 81.40%	24 72.73%	59 77.63%
	<b>Over Votes:</b>	0 0.00%	0 0.00%	0 0.00%
	<b>Under Votes:</b>	8 18.60%	9 27.27%	17 22.37%

**PRECINCT COMMITTEE OFFICER 135, Vote For 1**

	Don Munks	5 100.00%	3 100.00%	8 100.00%
	Write-Ins	0 0.00%	0 0.00%	0 0.00%
	<b>Cast Votes:</b>	5 100.00%	3 100.00%	8 100.00%
	<b>Over Votes:</b>	0 0.00%	0 0.00%	0 0.00%
	<b>Under Votes:</b>	0 0.00%	0 0.00%	0 0.00%

**PRECINCT COMMITTEE OFFICER 138, Vote For 1**

	Don E. Gordon	18 100.00%	13 100.00%	31 100.00%
	Write-Ins	0 0.00%	0 0.00%	0 0.00%
	<b>Cast Votes:</b>	18 94.74%	13 92.86%	31 93.94%
	<b>Over Votes:</b>	0 0.00%	0 0.00%	0 0.00%
	<b>Under Votes:</b>	1 5.26%	1 7.14%	2 6.06%

**PRECINCT COMMITTEE OFFICER 140, Vote For 1**

	James O. Lyon	50 100.00%	61 98.39%	111 99.11%
	Write-Ins	0 0.00%	1 1.61%	1 0.89%
	<b>Cast Votes:</b>	50 68.49%	62 68.89%	112 68.71%
	<b>Over Votes:</b>	0 0.00%	0 0.00%	0 0.00%
	<b>Under Votes:</b>	23 31.51%	28 31.11%	51 31.29%

**PRECINCT COMMITTEE OFFICER 146, Vote For 1**

	Della Newman	55 98.21%	67 100.00%	122 99.19%
	Write-Ins	1 1.79%	0 0.00%	1 0.81%
	<b>Cast Votes:</b>	56 75.68%	67 79.76%	123 77.85%
	<b>Over Votes:</b>	0 0.00%	0 0.00%	0 0.00%
	<b>Under Votes:</b>	18 24.32%	17 20.24%	35 22.15%



200609290309  
 Skagit County Auditor

**Cumulative Report — Official  
PRIMARY ELECTION — SKAGIT COUNTY WASHINGTON — September 19, 2006**

Page 25 of 30

09/29/2006 11:10 AM

Total Number of Voters : 27,166 of 59,063 = 45.99%

Precincts Reporting 118 of 118 = 100%

Party	Candidate	Election Night Count	Post Election Counts	Total
-------	-----------	----------------------	----------------------	-------

**PRECINCT COMMITTEE OFFICER 149, Vote For 1**

Roberta B. Butterworth	111	98.23%	68	100.00%	179	98.90%
Write-Ins	2	1.77%	0	0.00%	2	1.10%
<b>Cast Votes:</b>	<b>113</b>	<b>81.88%</b>	<b>68</b>	<b>83.95%</b>	<b>181</b>	<b>82.65%</b>
<b>Over Votes:</b>	<b>0</b>	<b>0.00%</b>	<b>0</b>	<b>0.00%</b>	<b>0</b>	<b>0.00%</b>
<b>Under Votes:</b>	<b>25</b>	<b>18.12%</b>	<b>13</b>	<b>16.05%</b>	<b>38</b>	<b>17.35%</b>

**PRECINCT COMMITTEE OFFICER 150, Vote For 1**

Claire Painter Eberle	51	98.08%	31	96.88%	82	97.62%
Write-Ins	1	1.92%	1	3.13%	2	2.38%
<b>Cast Votes:</b>	<b>52</b>	<b>78.79%</b>	<b>32</b>	<b>64.00%</b>	<b>84</b>	<b>72.41%</b>
<b>Over Votes:</b>	<b>0</b>	<b>0.00%</b>	<b>0</b>	<b>0.00%</b>	<b>0</b>	<b>0.00%</b>
<b>Under Votes:</b>	<b>14</b>	<b>21.21%</b>	<b>18</b>	<b>36.00%</b>	<b>32</b>	<b>27.59%</b>

**PRECINCT COMMITTEE OFFICER 151, Vote For 1**

Sandra L. Hulst	45	97.83%	23	100.00%	68	98.55%
Write-Ins	1	2.17%	0	0.00%	1	1.45%
<b>Cast Votes:</b>	<b>46</b>	<b>70.77%</b>	<b>23</b>	<b>56.10%</b>	<b>69</b>	<b>65.09%</b>
<b>Over Votes:</b>	<b>0</b>	<b>0.00%</b>	<b>0</b>	<b>0.00%</b>	<b>0</b>	<b>0.00%</b>
<b>Under Votes:</b>	<b>19</b>	<b>29.23%</b>	<b>18</b>	<b>43.90%</b>	<b>37</b>	<b>34.91%</b>

**PRECINCT COMMITTEE OFFICER 153, Vote For 1**

John A. Flemming	68	100.00%	48	100.00%	116	100.00%
Write-Ins	0	0.00%	0	0.00%	0	0.00%
<b>Cast Votes:</b>	<b>68</b>	<b>83.95%</b>	<b>48</b>	<b>81.36%</b>	<b>116</b>	<b>82.86%</b>
<b>Over Votes:</b>	<b>0</b>	<b>0.00%</b>	<b>0</b>	<b>0.00%</b>	<b>0</b>	<b>0.00%</b>
<b>Under Votes:</b>	<b>13</b>	<b>16.05%</b>	<b>11</b>	<b>18.64%</b>	<b>24</b>	<b>17.14%</b>

**PRECINCT COMMITTEE OFFICER 154, Vote For 1**

James R. Haehn	23	92.00%	31	93.94%	54	93.10%
Write-Ins	2	8.00%	2	6.06%	4	6.90%
<b>Cast Votes:</b>	<b>25</b>	<b>65.79%</b>	<b>33</b>	<b>70.21%</b>	<b>58</b>	<b>68.24%</b>
<b>Over Votes:</b>	<b>0</b>	<b>0.00%</b>	<b>0</b>	<b>0.00%</b>	<b>0</b>	<b>0.00%</b>
<b>Under Votes:</b>	<b>13</b>	<b>34.21%</b>	<b>14</b>	<b>29.79%</b>	<b>27</b>	<b>31.76%</b>



200609290309

Skagit County Auditor

9/29/2006 Page 29 of 34 3:59PM

**Cumulative Report — Official  
PRIMARY ELECTION — SKAGIT COUNTY WASHINGTON — September 19, 2006**

Page 26 of 30

09/29/2006 11:10 AM

Total Number of Voters : 27,166 of 59,063 = 45.99%

Precincts Reporting 118 of 118 = 100%

Party	Candidate	Election Night Count	Post Election Counts	Total
-------	-----------	----------------------	----------------------	-------

**PRECINCT COMMITTEE OFFICER 155, Vote For 1**

Randy Good	82	98.80%	82	97.62%	164	98.20%
Write-Ins	1	1.20%	2	2.38%	3	1.80%
<b>Cast Votes:</b>	<b>83</b>	<b>74.11%</b>	<b>84</b>	<b>69.42%</b>	<b>167</b>	<b>71.67%</b>
<b>Over Votes:</b>	<b>0</b>	<b>0.00%</b>	<b>0</b>	<b>0.00%</b>	<b>0</b>	<b>0.00%</b>
<b>Under Votes:</b>	<b>29</b>	<b>25.89%</b>	<b>37</b>	<b>30.58%</b>	<b>66</b>	<b>28.33%</b>

**PRECINCT COMMITTEE OFFICER 160, Vote For 1**

Doug Engelson	41	100.00%	57	100.00%	98	100.00%
Write-Ins	0	0.00%	0	0.00%	0	0.00%
<b>Cast Votes:</b>	<b>41</b>	<b>78.85%</b>	<b>57</b>	<b>77.03%</b>	<b>98</b>	<b>77.78%</b>
<b>Over Votes:</b>	<b>0</b>	<b>0.00%</b>	<b>0</b>	<b>0.00%</b>	<b>0</b>	<b>0.00%</b>
<b>Under Votes:</b>	<b>11</b>	<b>21.15%</b>	<b>17</b>	<b>22.97%</b>	<b>28</b>	<b>22.22%</b>

**PRECINCT COMMITTEE OFFICER 172, Vote For 1**

K. Garl Long	21	100.00%	46	100.00%	67	100.00%
Write-Ins	0	0.00%	0	0.00%	0	0.00%
<b>Cast Votes:</b>	<b>21</b>	<b>80.77%</b>	<b>46</b>	<b>90.20%</b>	<b>67</b>	<b>87.01%</b>
<b>Over Votes:</b>	<b>0</b>	<b>0.00%</b>	<b>0</b>	<b>0.00%</b>	<b>0</b>	<b>0.00%</b>
<b>Under Votes:</b>	<b>5</b>	<b>19.23%</b>	<b>5</b>	<b>9.80%</b>	<b>10</b>	<b>12.99%</b>

**PRECINCT COMMITTEE OFFICER 206, Vote For 1**

Eugene A. Strom	58	100.00%	41	100.00%	99	100.00%
Write-Ins	0	0.00%	0	0.00%	0	0.00%
<b>Cast Votes:</b>	<b>58</b>	<b>76.32%</b>	<b>41</b>	<b>69.49%</b>	<b>99</b>	<b>73.33%</b>
<b>Over Votes:</b>	<b>0</b>	<b>0.00%</b>	<b>0</b>	<b>0.00%</b>	<b>0</b>	<b>0.00%</b>
<b>Under Votes:</b>	<b>18</b>	<b>23.68%</b>	<b>18</b>	<b>30.51%</b>	<b>36</b>	<b>26.67%</b>

**PRECINCT COMMITTEE OFFICER 209, Vote For 1**

Melvin R. Kangas	59	98.33%	46	100.00%	105	99.06%
Write-Ins	1	1.67%	0	0.00%	1	0.94%
<b>Cast Votes:</b>	<b>60</b>	<b>82.19%</b>	<b>46</b>	<b>63.01%</b>	<b>106</b>	<b>72.60%</b>
<b>Over Votes:</b>	<b>0</b>	<b>0.00%</b>	<b>0</b>	<b>0.00%</b>	<b>0</b>	<b>0.00%</b>
<b>Under Votes:</b>	<b>13</b>	<b>17.81%</b>	<b>27</b>	<b>36.99%</b>	<b>40</b>	<b>27.40%</b>



200609290309  
Skagit County Auditor

9/29/2006 Page 30 of 34 3:59PM

**Cumulative Report — Official  
PRIMARY ELECTION — SKAGIT COUNTY WASHINGTON — September 19, 2006**

Page 27 of 30

09/29/2006 11:10 AM

Total Number of Voters : 27,166 of 59,063 = 45.99%

Precincts Reporting 118 of 118 = 100%

Party	Candidate	Election Night Count	Post Election Counts	Total
-------	-----------	----------------------	----------------------	-------

**PRECINCT COMMITTEE OFFICER 221, Vote For 1**

James V. Liberty	101	100.00%	90	100.00%	191	100.00%
Write-Ins	0	0.00%	0	0.00%	0	0.00%
<b>Cast Votes:</b>	<b>101</b>	<b>68.71%</b>	<b>90</b>	<b>60.40%</b>	<b>191</b>	<b>64.53%</b>
<b>Over Votes:</b>	<b>0</b>	<b>0.00%</b>	<b>0</b>	<b>0.00%</b>	<b>0</b>	<b>0.00%</b>
<b>Under Votes:</b>	<b>46</b>	<b>31.29%</b>	<b>59</b>	<b>39.60%</b>	<b>105</b>	<b>35.47%</b>

**PRECINCT COMMITTEE OFFICER 302, Vote For 1**

Navor M. Tercero	11	91.67%	14	100.00%	25	96.15%
Write-Ins	1	8.33%	0	0.00%	1	3.85%
<b>Cast Votes:</b>	<b>12</b>	<b>66.67%</b>	<b>14</b>	<b>58.33%</b>	<b>26</b>	<b>61.90%</b>
<b>Over Votes:</b>	<b>0</b>	<b>0.00%</b>	<b>0</b>	<b>0.00%</b>	<b>0</b>	<b>0.00%</b>
<b>Under Votes:</b>	<b>6</b>	<b>33.33%</b>	<b>10</b>	<b>41.67%</b>	<b>16</b>	<b>38.10%</b>

**PRECINCT COMMITTEE OFFICER 307, Vote For 1**

Bonnie H. Warnecke	37	100.00%	47	100.00%	84	100.00%
Write-Ins	0	0.00%	0	0.00%	0	0.00%
<b>Cast Votes:</b>	<b>37</b>	<b>78.72%</b>	<b>47</b>	<b>68.12%</b>	<b>84</b>	<b>72.41%</b>
<b>Over Votes:</b>	<b>0</b>	<b>0.00%</b>	<b>0</b>	<b>0.00%</b>	<b>0</b>	<b>0.00%</b>
<b>Under Votes:</b>	<b>10</b>	<b>21.28%</b>	<b>22</b>	<b>31.88%</b>	<b>32</b>	<b>27.59%</b>

**PRECINCT COMMITTEE OFFICER 311, Vote For 1**

Mark L. Hulst	50	98.04%	35	97.22%	85	97.70%
Write-Ins	1	1.96%	1	2.78%	2	2.30%
<b>Cast Votes:</b>	<b>51</b>	<b>69.86%</b>	<b>36</b>	<b>62.07%</b>	<b>87</b>	<b>66.41%</b>
<b>Over Votes:</b>	<b>0</b>	<b>0.00%</b>	<b>0</b>	<b>0.00%</b>	<b>0</b>	<b>0.00%</b>
<b>Under Votes:</b>	<b>22</b>	<b>30.14%</b>	<b>22</b>	<b>37.93%</b>	<b>44</b>	<b>33.59%</b>

**PRECINCT COMMITTEE OFFICER 316, Vote For 1**

Dick Reltsma	90	100.00%	80	100.00%	170	100.00%
Write-Ins	0	0.00%	0	0.00%	0	0.00%
<b>Cast Votes:</b>	<b>90</b>	<b>73.17%</b>	<b>80</b>	<b>67.80%</b>	<b>170</b>	<b>70.54%</b>
<b>Over Votes:</b>	<b>0</b>	<b>0.00%</b>	<b>0</b>	<b>0.00%</b>	<b>0</b>	<b>0.00%</b>
<b>Under Votes:</b>	<b>33</b>	<b>26.83%</b>	<b>38</b>	<b>32.20%</b>	<b>71</b>	<b>29.46%</b>



200609290309  
Skagit County Auditor

9/29/2006 Page 31 of 34 3:59PM

**Cumulative Report — Official**  
**PRIMARY ELECTION — SKAGIT COUNTY WASHINGTON — September 19, 2006**

Page 28 of 30

09/29/2006 11:10 AM

Total Number of Voters : 27,166 of 59,063 = 45.99%

Precincts Reporting 118 of 118 = 100%

Party	Candidate	Election Night Count	Post Election Counts	Total
-------	-----------	----------------------	----------------------	-------

**PRECINCT COMMITTEE OFFICER 321, Vote For 1**

Stephen P. Hendricks	55	100.00%	64	100.00%	119	100.00%
Write-Ins	0	0.00%	0	0.00%	0	0.00%
<b>Cast Votes:</b>	<b>55</b>	<b>67.90%</b>	<b>64</b>	<b>59.26%</b>	<b>119</b>	<b>62.96%</b>
<b>Over Votes:</b>	<b>0</b>	<b>0.00%</b>	<b>0</b>	<b>0.00%</b>	<b>0</b>	<b>0.00%</b>
<b>Under Votes:</b>	<b>26</b>	<b>32.10%</b>	<b>44</b>	<b>40.74%</b>	<b>70</b>	<b>37.04%</b>

**PRECINCT COMMITTEE OFFICER 322, Vote For 1**

Philip Robertson	52	98.11%	48	100.00%	100	99.01%
Write-Ins	1	1.89%	0	0.00%	1	0.99%
<b>Cast Votes:</b>	<b>53</b>	<b>71.62%</b>	<b>48</b>	<b>55.17%</b>	<b>101</b>	<b>62.73%</b>
<b>Over Votes:</b>	<b>0</b>	<b>0.00%</b>	<b>0</b>	<b>0.00%</b>	<b>0</b>	<b>0.00%</b>
<b>Under Votes:</b>	<b>21</b>	<b>28.38%</b>	<b>39</b>	<b>44.83%</b>	<b>60</b>	<b>37.27%</b>

**PRECINCT COMMITTEE OFFICER 402, Vote For 1**

William G. Heberling	54	98.18%	76	98.70%	130	98.48%
Write-Ins	1	1.82%	1	1.30%	2	1.52%
<b>Cast Votes:</b>	<b>55</b>	<b>68.75%</b>	<b>77</b>	<b>76.24%</b>	<b>132</b>	<b>72.93%</b>
<b>Over Votes:</b>	<b>0</b>	<b>0.00%</b>	<b>0</b>	<b>0.00%</b>	<b>0</b>	<b>0.00%</b>
<b>Under Votes:</b>	<b>25</b>	<b>31.25%</b>	<b>24</b>	<b>23.76%</b>	<b>49</b>	<b>27.07%</b>

**PRECINCT COMMITTEE OFFICER 502, Vote For 1**

Dianne Lowe	41	95.35%	29	100.00%	70	97.22%
Write-Ins	2	4.65%	0	0.00%	2	2.78%
<b>Cast Votes:</b>	<b>43</b>	<b>78.18%</b>	<b>29</b>	<b>61.70%</b>	<b>72</b>	<b>70.59%</b>
<b>Over Votes:</b>	<b>0</b>	<b>0.00%</b>	<b>0</b>	<b>0.00%</b>	<b>0</b>	<b>0.00%</b>
<b>Under Votes:</b>	<b>12</b>	<b>21.82%</b>	<b>18</b>	<b>38.30%</b>	<b>30</b>	<b>29.41%</b>

**PRECINCT COMMITTEE OFFICER 504, Vote For 1**

Gary C. Eckermann	43	91.49%	32	100.00%	75	94.94%
Write-Ins	4	8.51%	0	0.00%	4	5.06%
<b>Cast Votes:</b>	<b>47</b>	<b>73.44%</b>	<b>32</b>	<b>72.73%</b>	<b>79</b>	<b>73.15%</b>
<b>Over Votes:</b>	<b>2</b>	<b>3.13%</b>	<b>0</b>	<b>0.00%</b>	<b>2</b>	<b>1.85%</b>
<b>Under Votes:</b>	<b>15</b>	<b>23.44%</b>	<b>12</b>	<b>27.27%</b>	<b>27</b>	<b>25.00%</b>



200609290309  
 Skagit County Auditor

9/29/2006 Page 32 of 34 3:59PM



**Cumulative Report — Official**  
**PRIMARY ELECTION — SKAGIT COUNTY WASHINGTON — September 19, 2006**

Page 29 of 30

09/29/2006 11:10 AM

Total Number of Voters : 27,166 of 59,063 = 45.99%

Precincts Reporting 118 of 118 = 100%

Party	Candidate	Election Night Count	Post Election Counts	Total
-------	-----------	----------------------	----------------------	-------

**PRECINCT COMMITTEE OFFICER 801, Vote For 1**

Shirlee Dessert	34	100.00%	33	91.67%	67	95.71%
Write-Ins	0	0.00%	3	8.33%	3	4.29%
<b>Cast Votes:</b>	<b>34</b>	<b>80.95%</b>	<b>36</b>	<b>72.00%</b>	<b>70</b>	<b>76.09%</b>
<b>Over Votes:</b>	<b>0</b>	<b>0.00%</b>	<b>0</b>	<b>0.00%</b>	<b>0</b>	<b>0.00%</b>
<b>Under Votes:</b>	<b>8</b>	<b>19.05%</b>	<b>14</b>	<b>28.00%</b>	<b>22</b>	<b>23.91%</b>

**PRECINCT COMMITTEE OFFICER, Vote For 1**

No Candidate Filed (W)	0	0.00%	0	0.00%	0	0.00%
Write-Ins	152	100.00%	120	100.00%	272	100.00%
<b>Cast Votes:</b>	<b>152</b>	<b>4.00%</b>	<b>120</b>	<b>3.37%</b>	<b>272</b>	<b>3.70%</b>
<b>Over Votes:</b>	<b>0</b>	<b>0.00%</b>	<b>0</b>	<b>0.00%</b>	<b>0</b>	<b>0.00%</b>
<b>Under Votes:</b>	<b>3,645</b>	<b>96.00%</b>	<b>3,439</b>	<b>96.63%</b>	<b>7,084</b>	<b>96.30%</b>

**STATE SUPREME COURT JUSTICE POSITION #2, Vote For 1**

Michael Johnson, attorney	1,336	11.40%	819	8.15%	2,155	9.90%
Stephen Johnson, attorney/state senator	3,609	30.79%	3,713	36.97%	7,322	33.64%
Richard Smith	720	6.14%	555	5.53%	1,275	5.86%
Norman J. Ericson	568	4.85%	399	3.97%	967	4.44%
Susan Owens	5,457	46.55%	4,539	45.20%	9,996	45.93%
Write-Ins	32	0.27%	18	0.18%	50	0.23%
<b>Cast Votes:</b>	<b>11,722</b>	<b>80.10%</b>	<b>10,043</b>	<b>80.14%</b>	<b>21,765</b>	<b>80.12%</b>
<b>Over Votes:</b>	<b>17</b>	<b>0.12%</b>	<b>7</b>	<b>0.06%</b>	<b>24</b>	<b>0.09%</b>
<b>Under Votes:</b>	<b>2,895</b>	<b>19.78%</b>	<b>2,482</b>	<b>19.81%</b>	<b>5,377</b>	<b>19.79%</b>

**STATE SUPREME COURT JUSTICE POSITION #8, Vote For 1**

John Groen	5,715	49.81%	5,376	51.57%	11,091	50.65%
Gerry L. Alexander	5,738	50.01%	5,025	48.20%	10,763	49.15%
Write-Ins	21	0.18%	24	0.23%	45	0.21%
<b>Cast Votes:</b>	<b>11,474</b>	<b>78.41%</b>	<b>10,425</b>	<b>83.19%</b>	<b>21,899</b>	<b>80.61%</b>
<b>Over Votes:</b>	<b>3</b>	<b>0.02%</b>	<b>1</b>	<b>0.01%</b>	<b>4</b>	<b>0.01%</b>
<b>Under Votes:</b>	<b>3,157</b>	<b>21.57%</b>	<b>2,106</b>	<b>16.80%</b>	<b>5,263</b>	<b>19.37%</b>



200609290309  
 Skagit County Auditor

9/29/2006 Page 33 of 34 3:59PM

**Cumulative Report — Official**  
**PRIMARY ELECTION — SKAGIT COUNTY WASHINGTON — September 19, 2006**

Page 30 of 30

09/29/2006 11:10 AM

Total Number of Voters : 27,166 of 59,063 = 45.99%

Precincts Reporting 118 of 118 = 100%

Party	Candidate	Election Night Count		Post Election Counts		Total	
-------	-----------	----------------------	--	----------------------	--	-------	--

**STATE SUPREME COURT JUSTICE POSITION #9, Vote For 1**

Jeanette Burrage	5,191	44.70%	4,039	40.21%	9,230	42.62%
Tom Chambers	6,398	55.09%	5,984	59.58%	12,382	57.17%
Write-Ins	25	0.22%	21	0.21%	46	0.21%
<b>Cast Votes:</b>	<b>11,614</b>	<b>79.36%</b>	<b>10,044</b>	<b>80.15%</b>	<b>21,658</b>	<b>79.72%</b>
<b>Over Votes:</b>	<b>4</b>	<b>0.03%</b>	<b>0</b>	<b>0.00%</b>	<b>4</b>	<b>0.01%</b>
<b>Under Votes:</b>	<b>3,016</b>	<b>20.61%</b>	<b>2,488</b>	<b>19.85%</b>	<b>5,504</b>	<b>20.26%</b>

**COURT OF APPEALS DIVISION I DISTRICT #3 POSITION #1, Vote For 1**


Mary Kay Becker	7,740	65.76%	5,987	60.46%	13,727	63.34%
Jeff Teichert	4,015	34.11%	3,892	39.30%	7,907	36.48%
Write-Ins	15	0.13%	24	0.24%	39	0.18%
<b>Cast Votes:</b>	<b>11,770</b>	<b>80.43%</b>	<b>9,903</b>	<b>79.02%</b>	<b>21,673</b>	<b>79.78%</b>
<b>Over Votes:</b>	<b>3</b>	<b>0.02%</b>	<b>0</b>	<b>0.00%</b>	<b>3</b>	<b>0.01%</b>
<b>Under Votes:</b>	<b>2,861</b>	<b>19.55%</b>	<b>2,629</b>	<b>20.98%</b>	<b>5,490</b>	<b>20.21%</b>

**DISTRICT COURT JUDGE POSITION 1, Vote For 1**

Morgan Witt	1,620	13.00%	1,406	13.76%	3,026	13.34%
Warren M. Gilbert	5,818	46.69%	4,645	45.45%	10,463	46.13%
Colleen Kenimond	3,213	25.78%	2,640	25.83%	5,853	25.80%
Scott G. Thomas	1,786	14.33%	1,501	14.69%	3,287	14.49%
Write-Ins	25	0.20%	29	0.28%	54	0.24%
<b>Cast Votes:</b>	<b>12,462</b>	<b>85.16%</b>	<b>10,221</b>	<b>81.56%</b>	<b>22,683</b>	<b>83.50%</b>
<b>Over Votes:</b>	<b>1</b>	<b>0.01%</b>	<b>1</b>	<b>0.01%</b>	<b>2</b>	<b>0.01%</b>
<b>Under Votes:</b>	<b>2,171</b>	<b>14.84%</b>	<b>2,310</b>	<b>18.43%</b>	<b>4,481</b>	<b>16.49%</b>

**PROPOSITION NO. 1 BURLINGTON-EDISON SCHOOL DISTRICT NO. 100 GENERAL OBLIGATION BONDS - \$74,000,000, Vote For 1**

Approved?	1,296	46.70%	1,315	53.28%	2,611	49.80%
Rejected?	1,479	53.30%	1,153	46.72%	2,632	50.20%
<b>Cast Votes:</b>	<b>2,775</b>	<b>94.55%</b>	<b>2,468</b>	<b>94.27%</b>	<b>5,243</b>	<b>94.42%</b>
<b>Over Votes:</b>	<b>0</b>	<b>0.00%</b>	<b>0</b>	<b>0.00%</b>	<b>0</b>	<b>0.00%</b>
<b>Under Votes:</b>	<b>160</b>	<b>5.45%</b>	<b>150</b>	<b>5.73%</b>	<b>310</b>	<b>5.58%</b>



9/29/2006 Page 34 of 34 3:59PM