



200009290135

Skagit County Auditor

9/29/2000 Page 1 of 12 2:03:05PM

RETURN TO:

DOCUMENT TITLE(S) (or transactions contained herein):

Certificate of Election - Primary Election
9-19-00

REFERENCE NUMBER(S) OF DOCUMENTS ASSIGNED OR RELEASED:

[] ADDITIONAL REFERENCE NUMBERS ON PAGE _____
OF DOCUMENT.

GRANTOR(S) (Last name, first name and initials):

1. Skagit County Auditor
- 2.
- 3.
- 4.

[] ADDITIONAL NAMES ON PAGE _____ OF DOCUMENT.

GRANTEE(S) (Last name, first name and initials):

1. Public
- 2.
- 3.
- 4.

[] ADDITIONAL NAMES ON PAGE _____ OF DOCUMENT.

LEGAL DESCRIPTION (Abbreviated: i.e., lot, block, plat or quarter, quarter, section, township, and range):

[] ADDITIONAL LEGAL(S) ON PAGE _____ OF DOCUMENT.

ASSESSOR'S PARCEL/TAX I.D. NUMBER: _____

[] TAX PARCEL NUMBER(S) FOR ADDITIONAL LEGAL(S) ON PAGE _____ OF DOCUMENT.


OATH OF COUNTY AUDITOR OR SUPERVISOR OF ELECTIONS

STATE OF WASHINGTON,)

ss.

COUNTY OF SKAGIT)

I do solemnly swear that the returns of the Primary Election held on September 19, 2000, in Skagit County, State of Washington, have been in nowise altered by additions or erasures and that they are the same as when they were deposited to my office.


County Auditor or Supervisor of Elections

Subscribed and sworn to before me this 29th day of September, 2000.


Chairman, County Legislative Authority

CERTIFICATION OF THE CANVASSING BOARD


STATE OF WASHINGTON,)

ss

COUNTY OF SKAGIT)

The undersigned officers designated by law as constituting the Canvassing Board for the County of Skagit, State of Washington, hereby certify that this is a full, true, and correct copy of the Abstract of Votes cast at the Primary Election held on September 19, 2000, in Skagit County, State of Washington, that the total number of registered voters in all voting precincts was 63,497, and that the total number of votes cast in such precincts was 24,659.

Witness our hand and official seal this 29th day of September, 2000


County Auditor or Supervisor of Elections


Chairman, County Legislative Authority


County Prosecuting Attorney



200009290135

, Skagit County Auditor

CERTIFICATION OF THE CANVASSING BOARD
Fidalgo Pool and Fitness Center District
SKAGIT COUNTY, WASHINGTON
September 19, 2000 SPECIAL ELECTION

STATE OF WASHINGTON)

ss.

COUNTY OF SKAGIT)

We the undersigned being the officers designated by law as constituting the Skagit County Canvassing Board, have completed our canvass of the votes as it pertains to the Special Election held in Fidalgo Pool and Fitness Center District, Skagit County, Washington, within the boundaries of said District. The total number of registered voters in the District was 10,887; the number of ballots cast was 5,726 and the results were as follows:

Maintenance and Operation Levy

YES.....3,862 (67.45%)

NO.....1,580 (27.59%)

The canvass having been completed this 29th day of September, 2000.

NOTE: This Levy Passed

SKAGIT COUNTY CANVASSING BOARD

[Signature]
County Auditor

[Signature]
Chairman of County Commissioners

[Signature]
Prosecuting Attorney


AFFIDAVIT

I do solemnly swear that the above are the full, true and correct returns of the Fidalgo Pool and Fitness Center District Special Election, involved in the above election and that they have in nowise been altered by additions or erasures and that they are the same as when they were deposited in my office, so help me God.

[Signature]
Skagit County Auditor, Ex-Officio
Supervisor of Elections

ATTEST:

[Signature]
Chairman, Skagit County Commissioners



200009290135
, Skagit County Auditor

Total Number Voting	Percent Turnout	Precincts Reporting	Total Precincts	Percent Completed
24,659	38.83%	124	124	100.00%

Long Format Report - Jurisdiction Wide
09/19/2000

PRIMARY ELECTION
9/29/2000 1:33:42PM Page: 1 of 8

All Total Groups
Skagit County

Official Results

<u>Race</u>	<u>Candidate</u>	<u>Votes</u>	<u>Percent</u>	
U.S. SENATOR	DEBORAH SENN -D	2,889	11.72 %	
	JEFF JARED -LBT	301	1.22 %	
	MARIA CANTWELL -D	8,056	32.67 %	
	ROBERT TILDEN MEDLEY -D	218	0.88 %	
	WARREN E. HANSON -R	368	1.49 %	
	BARBARA LAMPERT -D	230	0.93 %	
	SLADE GORTON -R	11,630	47.16 %	
	JUNE RIGGS -R	174	0.71 %	
	KEN McCANDLESS -R	190	0.77 %	
	Write-Ins	5	0.02 %	
	Total	24,061		
	Under-Votes	550	2.23 %	
	Over-Votes	48	0.19 %	
	Total Votes Cast	24,659		
U.S. REPRESENTATIVE IN CONGRESS DIST. 2	RICK LARSEN -D	9,478	38.44 %	
	GLEN S. JOHNSON -NL	632	2.56 %	
	STUART ANDREWS -LBT	641	2.60 %	
	JOHN KOSTER -R	11,914	48.32 %	
	Write-Ins	37	0.15 %	
	Total	22,702		
	Under-Votes	1,944	7.88 %	
Over-Votes	13	0.05 %		
Total Votes Cast	24,659			
GOVERNOR	HAROLD HOCHSTATTER -R	1,599	6.48 %	
	META HELLER -D	502	2.04 %	
	STEVE W. LePAGE -LBT	377	1.53 %	
	JOHN CARLSON -R	9,764	39.60 %	
	GARY LOCKE -D	11,938	48.41 %	
	Write-Ins	12	0.05 %	
	Total	24,192		
	Under-Votes	445	1.80 %	
Over-Votes	22	0.09 %		
Total Votes Cast	24,659			



200009290135

Skagit County Auditor

Long Format Report - Jurisdiction Wide
09/19/2000

PRIMARY ELECTION

9/29/2000 1:33:42PM Page: 2 of 8

All Total Groups
Skagit County

Official Results

<u>Race</u>	<u>Candidate</u>	<u>Votes</u>	<u>Percent</u>
LIEUTENANT GOVERNOR	BRAD OWEN -D	8,542	34.64 %
	JOE K. MITSCHELEN -R	3,308	13.41 %
	RUTH E. BENNETT -LBT	1,653	6.70 %
	WM. (MIKE) ELLIOTT -R	5,744	23.29 %
	LONNIE W. WILLIAMS SR. -D	1,928	7.82 %
	Write-Ins	25	0.10 %
	Total	21,200	
	Under-Votes	3,442	13.96 %
	Over-Votes	17	0.07 %
	Total Votes Cast	24,659	
	SECRETARY OF STATE	WILL BAKER -R	1,821
RAND DALEY -D		1,058	4.29 %
BOB TERWILLIGER -D		2,497	10.13 %
CHRIS LOFTIS -RFM		533	2.16 %
CHARLES ROLLAND -D		1,001	4.06 %
DON L. BONKER -D		4,584	18.59 %
JAMES FINDLEY -R		1,796	7.28 %
SAM REED -R		4,109	16.66 %
ALLEN NORMAN -D		708	2.87 %
MIKE WENSMAN -R		1,910	7.75 %
J. BRADLEY GIBSON -LBT		702	2.85 %
Write-Ins		11	0.04 %
Total		20,730	
Under-Votes		3,900	15.82 %
Over-Votes		29	0.12 %
Total Votes Cast	24,659		
STATE TREASURER	MIKE MURPHY -D	8,808	35.72 %
	LOUIS BLOOM -D	1,452	5.89 %
	DIANE RHOADES -R	10,230	41.49 %
	TIM PERMAN -LBT	1,031	4.18 %
	Write-Ins	12	0.05 %
	Total	21,533	
	Under-Votes	3,117	12.64 %
Over-Votes	9	0.04 %	
Total Votes Cast	24,659		



200009290135
Skagit County Auditor

Long Format Report - Jurisdiction Wide
 09/19/2000

All Total Groups
 Skagit County

Official Results

Race	Candidate	Votes	Percent
STATE AUDITOR			
	RICHARD McENTEE -R	9,450	38.32 %
	BRIAN SONNTAG -D	11,036	44.75 %
	CHRIS CAPUTO -LBT	1,224	4.96 %
	Write-Ins	15	0.06 %
	Total	21,725	
	Under-Votes	2,917	11.83 %
	Over-Votes	17	0.07 %
	Total Votes Cast	24,659	
STATE ATTORNEY GENERAL			
	STAN LIPPMANN -NM	318	1.29 %
	LUANNE COACHMAN -NL	365	1.48 %
	RICHARD POPE -R	9,648	39.13 %
	RICHARD SHEPARD -LBT	1,016	4.12 %
	CHRISTINE GREGOIRE -D	11,280	45.74 %
	Write-Ins	9	0.04 %
	Total	22,636	
	Under-Votes	2,011	8.16 %
	Over-Votes	12	0.05 %
	Total Votes Cast	24,659	
COMMISSIONER OF PUBLIC LANDS			
	TIM REID -D	1,108	4.49 %
	DOUG SUTHERLAND -R	7,644	31.00 %
	GEORGIA GARDNER -D	2,768	11.23 %
	STEVE LAYMAN -LBT	716	2.90 %
	PATRICK A. PARRISH -R	2,111	8.56 %
	BOB PENHALE -D	238	0.97 %
	MIKE THE MOVER -D	565	2.29 %
	MIKE LOWRY -D	5,614	22.77 %
	JIM O'DONNELL -D	1,274	5.17 %
	Write-Ins	13	0.05 %
	Total	22,051	
	Under-Votes	2,586	10.49 %
	Over-Votes	22	0.09 %
	Total Votes Cast	24,659	



200009290135
 , Skagit County Auditor

PRIMARY ELECTION

9/29/2000 1:33:42PM Page: 4 of 8

Long Format Report - Jurisdiction Wide
09/19/2000

All Total Groups
Skagit County

Official Results

Race	Candidate	Votes	Percent
SUPERINTENDENT OF PUBLIC INSTRUCTION			
	TERESA (TERRY) BERGESON	10,514	42.64 %
	DAVID BLOMSTROM	1,801	7.30 %
	DONALD B. CRAWFORD	3,681	14.93 %
	NEIL T.B. HELGELAND	1,019	4.13 %
	ARTHUR HU	2,881	11.68 %
	Write-Ins	39	0.16 %
	Total	19,935	
	Under-Votes	4,718	19.13 %
	Over-Votes	6	0.02 %
	Total Votes Cast	24,659	
INSURANCE COMMISSIONER			
	DON DAVIDSON -R	6,607	26.79 %
	CURTIS FACKLER -R	2,772	11.24 %
	JOHN CONNIFF -D	4,710	19.10 %
	MIKE HIHN -LBT	865	3.51 %
	MIKE KREIDLER -D	5,640	22.87 %
	Write-Ins	17	0.07 %
	Total	20,611	
	Under-Votes	4,032	16.35 %
	Over-Votes	16	0.06 %
	Total Votes Cast	24,659	
STATE SENATOR DIST. 10			
	BRADLEY CAREY -LBT	221	3.40 %
	MARY MARGARET HAUGEN -D	3,149	48.40 %
	NORMA SMITH -R	2,777	42.68 %
	Write-Ins	5	0.08 %
	Total	6,152	
	Under-Votes	351	5.40 %
	Over-Votes	3	0.05 %
	Total Votes Cast	6,506	
STATE SENATOR DIST. 40			
	HARRIET A. SPANEL -D	9,547	52.59 %
	JERRY FERRIER -R	6,668	36.73 %
	IAN N. BANNERMAN -LBT	875	4.82 %
	Write-Ins	22	0.12 %
	Total	17,112	
	Under-Votes	1,032	5.69 %
	Over-Votes	9	0.05 %
	Total Votes Cast	18,153	



200009290135

, Skagit County Auditor

PRIMARY ELECTION

9/29/2000 1:33:42PM Page: 5 of 8

Long Format Report - Jurisdiction Wide

09/19/2000

All Total Groups
Skagit County

Official Results

Race	Candidate	Votes	Percent
STATE REPRESENTATIVE DIST. 10 P1			
	DAVE ANDERSON -D	2,518	38.70 %
	BARRY SEHLIN -R	2,934	45.10 %
	DEAN BRITTAIN -LBT	196	3.01 %
	HUGH FLEET -R	409	6.29 %
	Write-Ins	2	0.03 %
	Total	6,059	
	Under-Votes	443	6.81 %
	Over-Votes	4	0.06 %
	Total Votes Cast	6,506	
STATE REPRESENTATIVE DIST. 10 P2			
	KELLY BARLEAN -R	3,583	55.07 %
	LEW RANDALL -LBT	260	4.00 %
	JOHN R. McCOY -D	1,976	30.37 %
	Write-Ins	4	0.06 %
	Total	5,823	
	Under-Votes	679	10.44 %
	Over-Votes	4	0.06 %
	Total Votes Cast	6,506	
STATE REPRESENTATIVE DIST. 40 P1			
	DAVE QUALL -D	11,854	65.30 %
	MARK G. LEIGH -LBT	3,632	20.01 %
	Write-Ins	91	0.50 %
	Total	15,577	
	Under-Votes	2,561	14.11 %
	Over-Votes	15	0.08 %
	Total Votes Cast	18,153	
STATE REPRESENTATIVE DIST. 40 P2			
	BRUCE AYERS -R	6,676	36.78 %
	JEFF MORRIS -D	8,877	48.90 %
	CHARLES (CHUCK) MANNING -LBT	1,012	5.57 %
	Write-Ins	27	0.15 %
	Total	16,592	
	Under-Votes	1,545	8.51 %
	Over-Votes	16	0.09 %
	Total Votes Cast	18,153	



200009290135

Skagit County Auditor

PRIMARY ELECTION

9/29/2000 1:33:42PM Page: 6 of 8

Long Format Report - Jurisdiction Wide
09/19/2000

All Total Groups
Skagit County

Official Results

Race	Candidate	Votes	Percent
COUNTY COMMISSIONER DIST. 1			
	BOB HART -R	1,389	14.69 %
	DON MUNKS -R	3,949	41.75 %
	TOM SHEAHAN -D	1,826	19.31 %
	JOHN DOYLE -D	1,550	16.39 %
	Write-Ins	9	0.10 %
	Total	8,723	
	Under-Votes	712	7.53 %
	Over-Votes	23	0.24 %
	Total Votes Cast	9,458	
COUNTY COMMISSIONER DIST. 2			
	KENNETH A. DAHLSTEDT -D	2,285	27.52 %
	JACK EISSES -R	3,094	37.26 %
	O. HARVEY WOLDEN -R	2,452	29.53 %
	Write-Ins	18	0.22 %
	Total	7,849	
	Under-Votes	444	5.35 %
	Over-Votes	10	0.12 %
	Total Votes Cast	8,303	
COUNTY TREASURER			
	JOHN OZUNA -D	6,974	28.28 %
	KATIE JUNGQUIST -R	14,714	59.67 %
	Write-Ins	20	0.08 %
	Total	21,708	
	Under-Votes	2,933	11.89 %
	Over-Votes	18	0.07 %
	Total Votes Cast	24,659	
STATE SUPREME COURT JUSTICE P2			
	DAVID LARSON	3,135	12.71 %
	JEFF SULLIVAN	2,919	11.84 %
	TERRY CARROLL	2,605	10.56 %
	DOUG SCHAFER	1,575	6.39 %
	SUSAN J. OWENS	5,397	21.89 %
	GEOFF CROOKS	1,005	4.08 %
	BARRIE ALTHOFF	1,021	4.14 %
	Write-Ins	40	0.16 %
	Total	17,697	
	Under-Votes	6,912	28.03 %
	Over-Votes	50	0.20 %
	Total Votes Cast	24,659	



200009290135

Skagit County Auditor

Long Format Report - Jurisdiction Wide
09/19/2000

All Total Groups
Skagit County

Official Results

Race	Candidate	Votes	Percent
STATE SUPREME COURT JUSTICE P7			
	BOBBE J. BRIDGE	9,708	39.37 %
	SCOTT S. SCHWIEGER	6,928	28.10 %
	Write-Ins	38	0.15 %
	Total	16,674	
	Under-Votes	7,982	32.37 %
	Over-Votes	3	0.01 %
	Total Votes Cast	24,659	
STATE SUPREME COURT JUSTICE P8			
	GERRY L. ALEXANDER	14,104	57.20 %
	Write-Ins	122	0.49 %
	Total	14,226	
	Under-Votes	10,432	42.31 %
	Over-Votes	1	0.00 %
	Total Votes Cast	24,659	
STATE SUPREME COURT JUSTICE P9			
	JIM FOLEY	6,336	25.69 %
	TOM CHAMBERS	6,224	25.24 %
	KEN GROSSE	4,470	18.13 %
	Write-Ins	37	0.15 %
	Total	17,067	
	Under-Votes	7,579	30.74 %
	Over-Votes	13	0.05 %
	Total Votes Cast	24,659	
COURT OF APPEALS JUDGE DIV. 1 DIST. 3 P1			
	MARY KAY BECKER	14,867	60.29 %
	Write-Ins	138	0.56 %
	Total	15,005	
	Under-Votes	9,652	39.14 %
	Over-Votes	2	0.01 %
	Total Votes Cast	24,659	
MOUNT VERNON SCHOOL DIST. 320 PROP. 1			
	APPROVED	3,250	48.11 %
	REJECTED	3,110	46.03 %
	Total	6,360	
	Under-Votes	393	5.82 %
	Over-Votes	3	0.04 %
	Total Votes Cast	6,756	



200009290135
Skagit County Auditor

PRIMARY ELECTION

9/29/2000 1:33:42PM Page: 8 of 8

Long Format Report - Jurisdiction Wide
09/19/2000

All Total Groups
Skagit County

Official Results

Race	Candidate	Votes	Percent
FIDALGO POOL & FITNESS CENTER OP. LEVY	YES	3,862	67.45 %
	NO	1,580	27.59 %
	Total	5,442	
	Under-Votes	282	4.92 %
	Over-Votes	2	0.03 %
	Total Votes Cast	5,726	



200009290135

, Skagit County Auditor